



DOWNTOWN CORE.
UNPARALLELED AMENITIES.







SOUGHT-AFTER LOCATION

Companies seeking a premier address at the nexus of the life sciences and technology hub find themselves at Met Park. The two striking steel-and-glass towers offer innovative workspaces with expansive city and water views.

CLASS A OFFICE: 747,315 SF of modern workspace

ADJACENT I-5: Quick access to I-5 northbound, southbound, and the express lanes

SUPERIOR TRANSPORTATION: Bus, light rail, and car

NEIGHBORHOOD TRANSFORMATION: Expansion of the convention center is underway, along with new residential, retail, office, and dining, arriving 2021/22

MAJOR TECH AND LIFE SCIENCES GIANTS: Amazon, Facebook, Google, Fred Hutch, UW, and Children's Hospital Research are nearby



URBAN ACCESS

Located at the confluence of Capitol Hill, South Lake Union, and the retail district of downtown Seattle, you're walking distance to tasty artisan restaurants and favorite happy hour hangouts. Whether you stretch your legs or hop the Met Park complimentary shuttle, 360° of world-class experiences are moments away.

CITY CENTER LOCATION: Close proximity to diverse entertainment, rich culture, and a dynamic social scene

HIP CAPITOL HILL: Home to an inspired collection of top shops and restaurants

SAVVY SOUTH LAKE UNION: A myriad of supreme shopping and dining destinations are walking distance away

BRAND NEW RESIDENTIAL: An influx of new apartments and condominiums surrounding Met Park recently delivered and under construction



PARAMOUNT THEATRE

MAP LEGEND

- DRINKS
- HOTELS
- FOOD
- ENTERTAINMENT
- SHOPPING
- COFFEE
- SERVICES

TRANSIT
 100
SCORE

WALK
 97
SCORE



VIBRANT NEIGHBORHOOD EXPERIENCE

Next door, the Washington State Convention Center expansion is underway which will transform the neighborhood with new residential, office, retail, restaurants, entertainment and a hotel—creating a vibrant 24/7 urban experience.

NEW DEVELOPMENT AND ACTIVATION:

- Washington State Convention Center Expansion
 - Approximately 1.5 million additional SF of gross floor area
 - 29-story residential tower and 16-story office tower
- Hyatt Regency Seattle
 - 1,260 rooms and suites make it the largest hotel in the Pacific Northwest
 - 4 dining venues including a premier steak house, authentic Italian fare, craft cocktail bar, and a coffee shop

A FOODIE PARADISE:

Sip and savor your way through power lunches and corporate dinners. You won't suffer in the midst of much of the Northwest's finest cuisine nearby.

- The Carlile Room
- Melrose Market, home to Marseille, Sitka and Spruce, and Homegrown
- Urbane
- Terra Plata
- Barolo
- Juicy Café

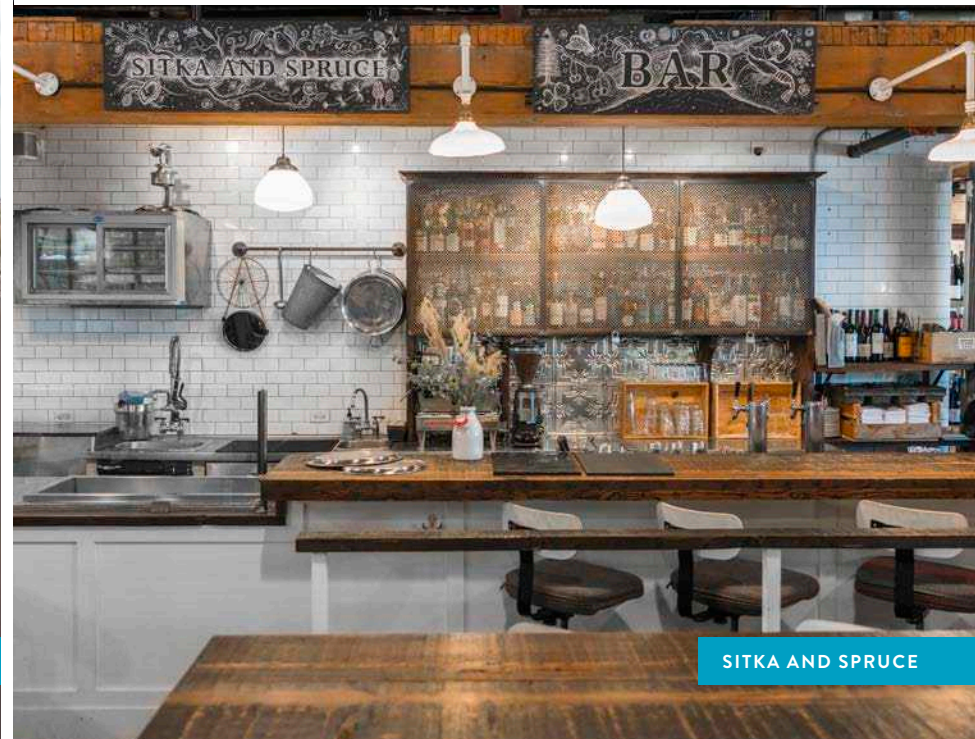




CONVENTION CENTER ADDITION | IMAGE COURTESY OF LMN ARCHITECTS



HOMEGROWN



SITKA AND SPRUCE

TRANSIT ORIENTED

Met Park is strategically located with direct access to I-5 northbound/southbound/express lanes and nearby transportation options. On-site below grade parking offers above market parking ratios. Met Park's complimentary shuttle will whisk you away to city destinations at the click of the App.

MULTIMODAL ACCESS: Perfect for car, bus, light rail, bicycle and foot

DIRECT I-5 ACCESS: Northbound/southbound/express lane on-ramps are right around the corner

REGIONAL CONNECTIONS: Close proximity to numerous bus routes







LIGHT RAIL: A short walk to two light rail stations - Capitol Hill and Westlake

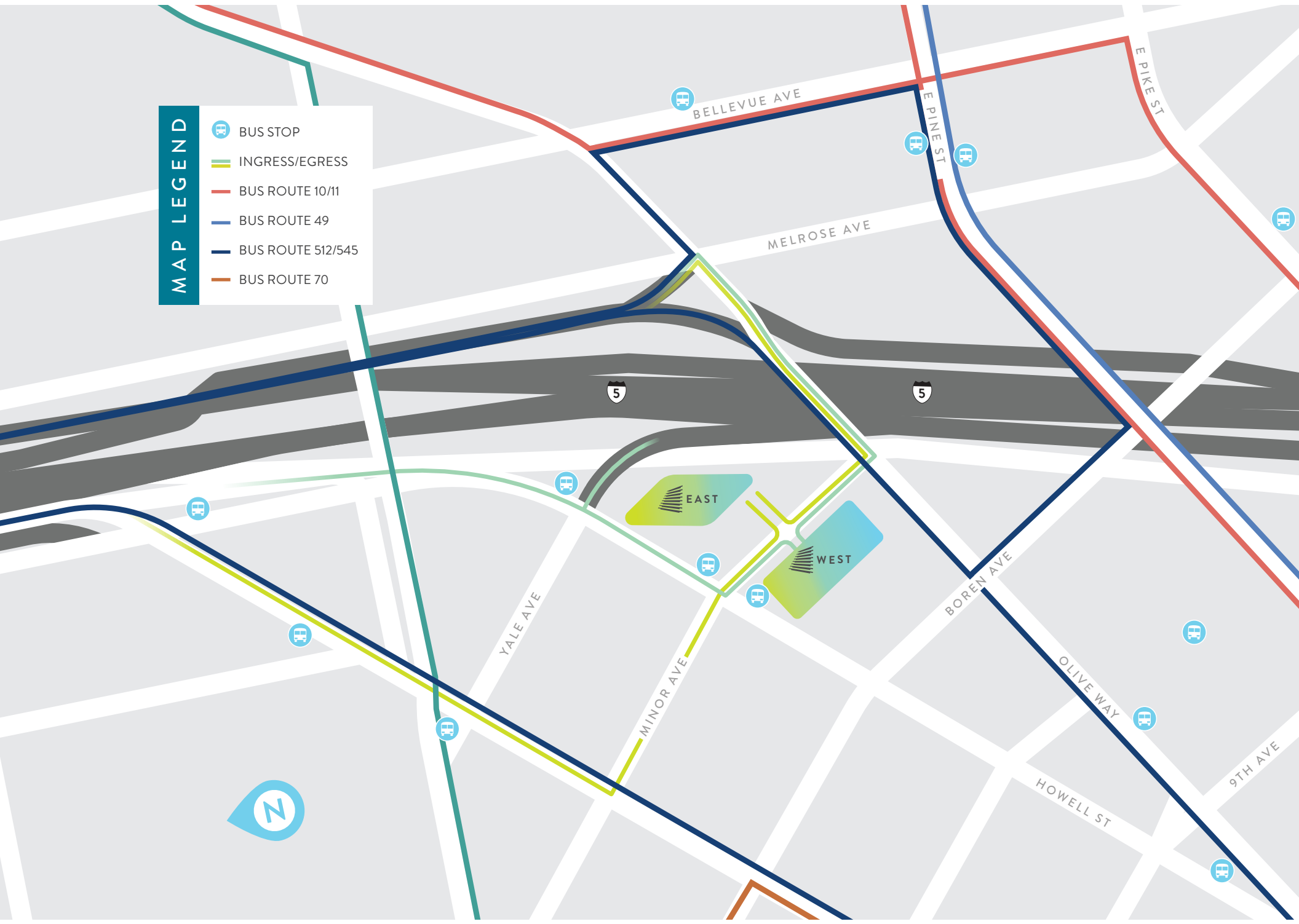
FREE SHUTTLE: Smartphone app-enabled complimentary tenant shuttle


CONVENIENT PARKING: Two on-site parking garages with EV charging stations with complimentary vacuum service



MAP LEGEND

-  BUS STOP
-  INGRESS/EGRESS
-  BUS ROUTE 10/11
-  BUS ROUTE 49
-  BUS ROUTE 512/545
-  BUS ROUTE 70





OUTDOOR SPACE



ON-SITE STARBUCKS



ON-SITE KIGO KITCHEN & CHIBANG BAR



UNRIVALED AMENITIES

The Met Park amenities are designed to keep creative teams at peak performance with spaces to collaborate, recreate and relax.



MET CLUB: The Met Club amenity center offers a state of the art conference center and large gourmet catering kitchen



ON-SITE WELLNESS PROGRAM: Offering a variety of daily fitness classes and Lunch & Learn sessions



OPEN AIR GREEN SPACE: Outdoor multi-purpose green space with professional landscaping, comfortable seating, game areas and complimentary Wi-Fi



ON-SITE DINING: Experience the popular Kigo Kitchen + Chibang Bar, and Starbucks



24 HOUR FITNESS: Located across the street




GET REFRESHED: Private shower facilities on-site




JUST FOR MOMS: Designated Mother's Room



BIKE GARAGE: Secure bike storage with repair station



SMALL CONFERENCE ROOM



LARGE CONFERENCE ROOM



MET CLUB CATERING KITCHEN



MET CLUB

Make a statement with memorable meetings at Met Club. This state of the art multifunctional flex-space is equipped with audio/visual technology and video conferencing capabilities. Large gourmet catering kitchen is fully furnished for events large and small.

- Large conference room
 - Classroom Seating up to 40
 - Theater seating up to 60
- Small conference room
 - Conference seating up to 16
 - Theater seating up to 25
 - 2 small huddle rooms are also available
- Complimentary Wi-Fi
- State of the art projection screens and tech set-up for audio, and video conferencing capabilities
- Expansive catering kitchen



MET PARK WEST

SUITE 1150 / 9,761 SF



● WORKSTATIONS / 33

● TEAM ROOM WORKSTATIONS / 3

● CONFERENCE ROOMS / 6

● PRIVATE OFFICES / 9

● PHONE ROOMS / 5

● BREAK ROOM / 1



BEST-IN-CLASS OPERATIONS

Beacon's focus on sustainability and creating exciting programs for each property has resulted in an enhanced tenant experience and industry recognition.



LEED-EB GOLD CERTIFIED

Met Park is a LEED® Gold certified high-performance building. Beacon strives to operate all of its properties in a resource-efficient manner and seeks LEED certification at every property it owns. To date, Beacon has obtained LEED certification for over 42 million square feet of property.



PARTNER OF THE YEAR
Sustained Excellence

2018 ENERGY STAR PARTNER OF THE YEAR

Met Park, along with the majority of Beacon's properties, is ENERGY STAR® certified. Beacon's commitment to sustainability has been recognized by the EPA, who has awarded the ENERGY STAR® Partner of the Year award for the past seven years, and ENERGY STAR Partner of the Year award - Sustained Excellence, for the past five.



BEACON

CAPITAL PARTNERS

DISTINCTIVE WORKPLACES

Beacon Capital Partners is a tenant-focused private real estate investment firm with a 70-year legacy of successful real estate development, ownership, and management. Beacon invests in high-potential office properties in core urban markets with highly-educated workforces. Beacon's hands-on approach transforms these properties for today's tenants, with innovative design, state-of-the-art connectivity, modern amenities, and award-winning sustainability and risk management initiatives.

From Fortune 100 firms to the leading innovative and growth companies, Beacon's tenants are proud to call these distinctive workplaces home. Beacon has raised over \$13 billion in equity for nine investment vehicles since 1998 from a diverse investor group including endowments, foundations, public, private and foreign pension funds, financial institutions, and sovereign wealth funds. This equity has fueled over 150 office investments with a projected total value of over \$38 billion (including leverage and JV partner equity). For more information, visit www.beaconcapital.com.

CBRE

LEASING

Laura Ford | +1 206 292-6120 | laura.ford@cbre.com

David Abbott | +1 206 292-6133 | david.abbott@cbre.com

Katie Nagle | +1 206 292-6146 | katie.nagle@cbre.com

**AVISON
YOUNG**

PROPERTY MANAGEMENT

Lori Richards | General Manager | 206-812-8237 | lori.richards@avisonyoung.com

Douglas Barlow | Property Manager | 206-812-8238 | douglas.barlow@avisonyoung.com

All materials herein are subject to change.

© 2022 CBRE, Inc. All rights reserved. This information has been obtained from sources believed reliable but has not been verified for accuracy or completeness. You should conduct a careful, independent investigation of the property and verify all information. Any reliance on this information is solely at your own risk. CBRE and the CBRE logo are service marks of CBRE, Inc. All other marks displayed on this document are the property of their respective owners, and the use of such logos does not imply any affiliation with or endorsement of CBRE.