

Approx. 35,000 SF

Office space for sublease



# Bellefield Office Park

1756 114th Avenue SE | Bellevue, WA 98004

**Charlie Malley**  
Managing Director  
425 974 4088

[charlie.malley@jll.com](mailto:charlie.malley@jll.com)

**Mark To**  
Executive Vice President  
206 387 3047

[mark.to@jll.com](mailto:mark.to@jll.com)

# BUILDING OVERVIEW



3.50/1,000 SF ratio of free covered and surface parking



Close proximity to downtown Bellevue



Proximity and free parking distinguishes this building as having the best of prestige, amenities and



Located within the Bellefield Office Park which provides top notch amenities ([can be found here](#)) to all tenants and subtenants



# SUBLEASE HIGHLIGHTS



Modern, high-end, functional office space suited for collaborative, innovative teams



2nd Floor, approximately 35,000 SF on a single floor, rare to the Bellevue office market



Sublease through 3/31/2032. Willing to consider at flexible sublease terms



Fully furnished space including  $\pm$ 178 workstations



Contact brokers for rental rates

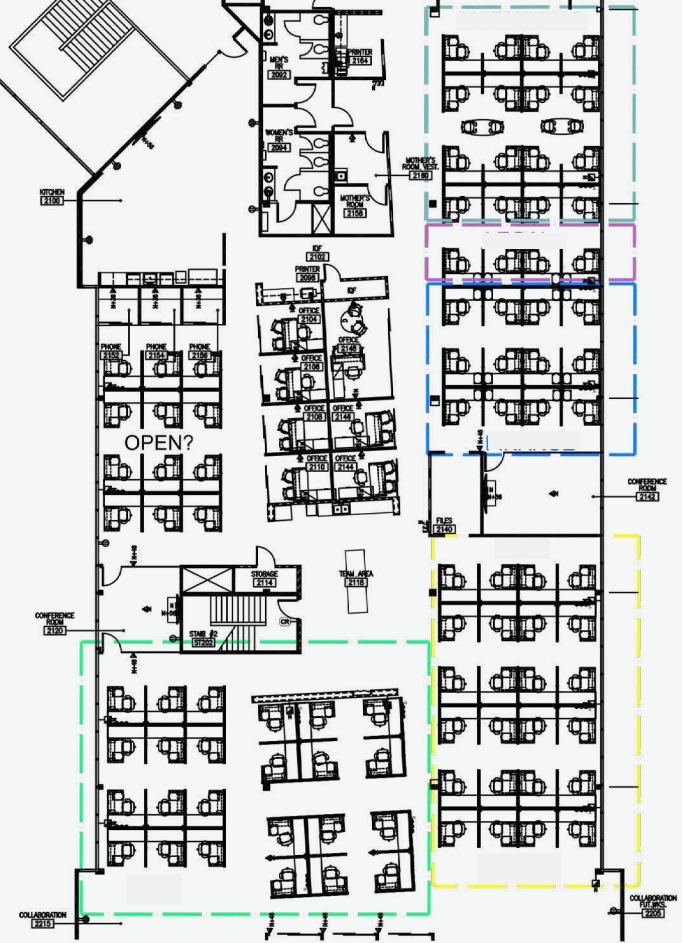




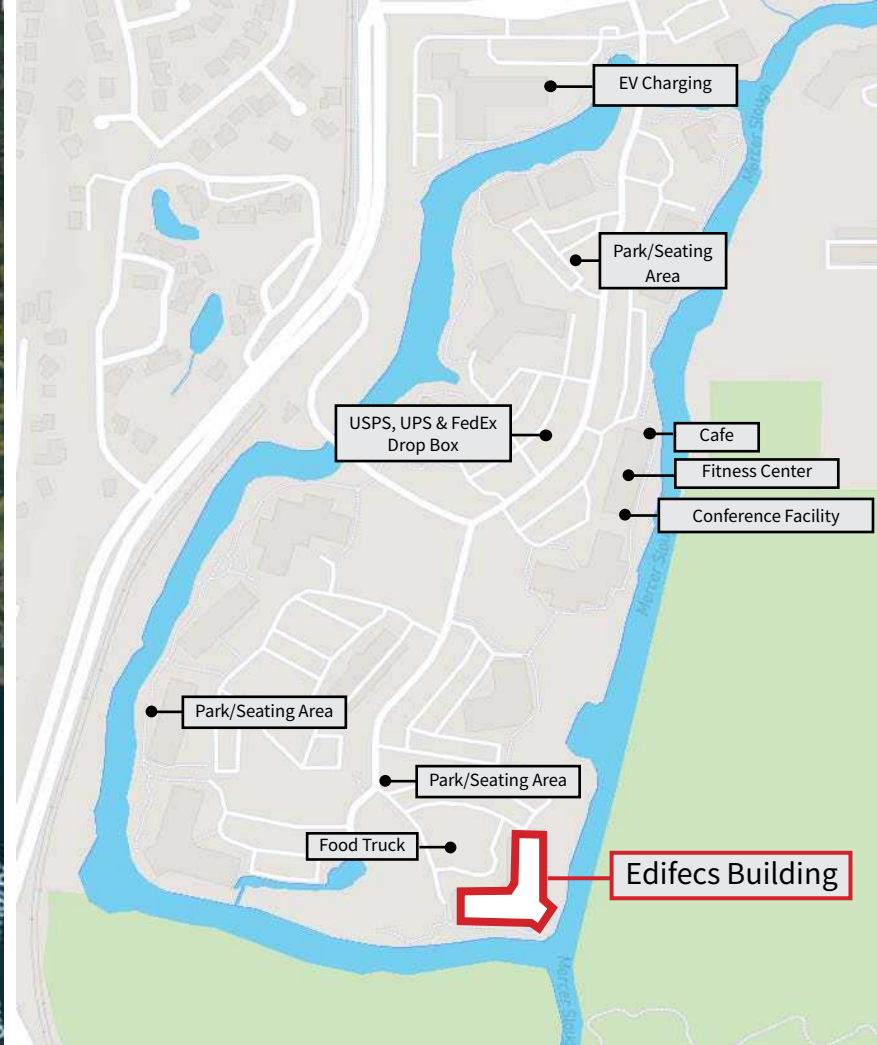
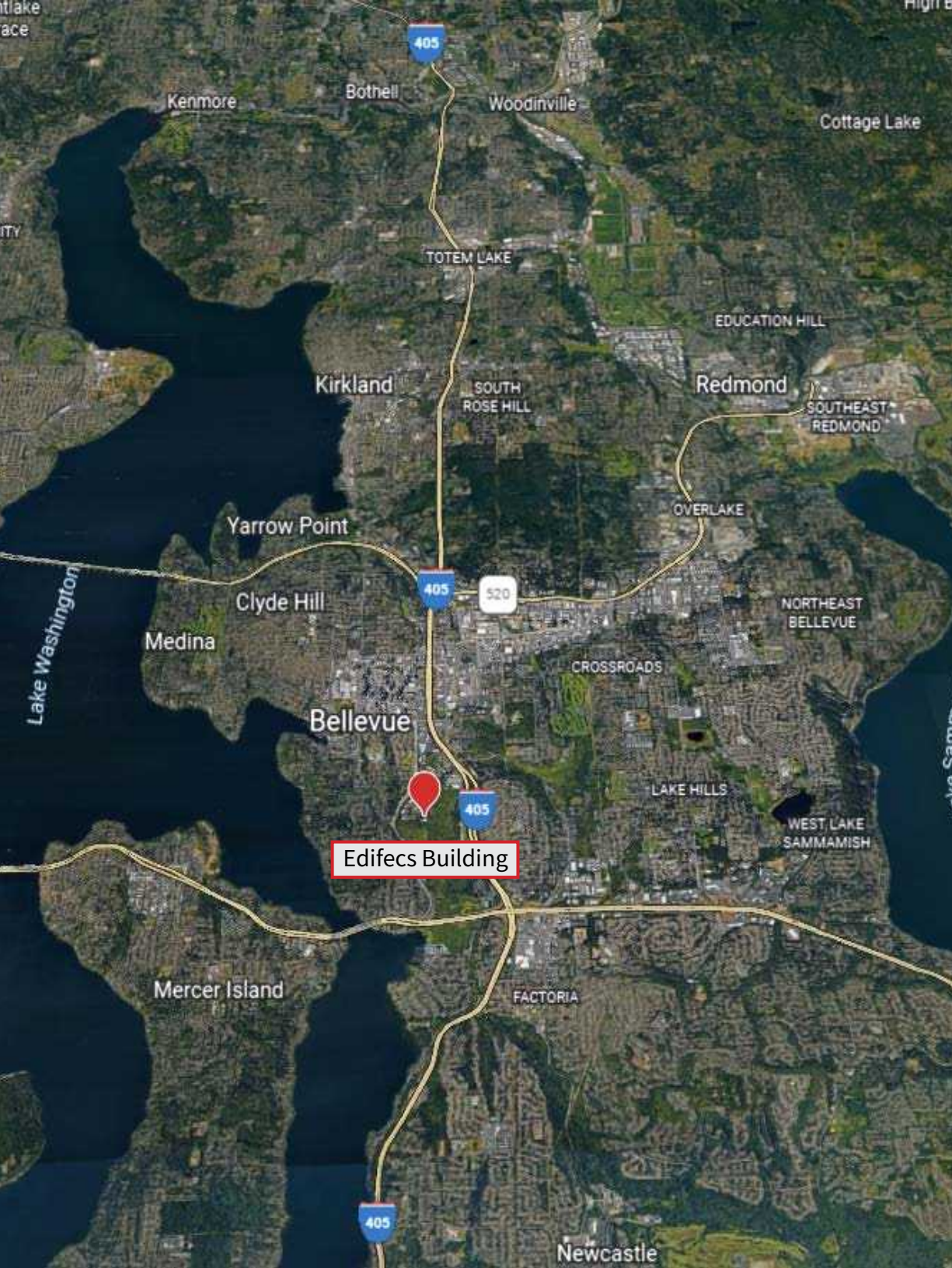
# Floor plan

## Floor 2

Approx. 35,000 SF

Sublease through 3/31/2032





# Bellefield Office Park

1756 114th Avenue SE | Bellevue, WA 98004

**Charlie Malley**  
Managing Director  
425 974 4088  
charlie.malley@jll.com

**Mark To**  
Executive Vice President  
206 387 3047  
mark.to@jll.com

DISCLAIMER © 2023 Jones Lang LaSalle IP, Inc. All rights reserved. All information contained herein is from sources deemed reliable; however, no representation or warranty is made to the accuracy thereof.

