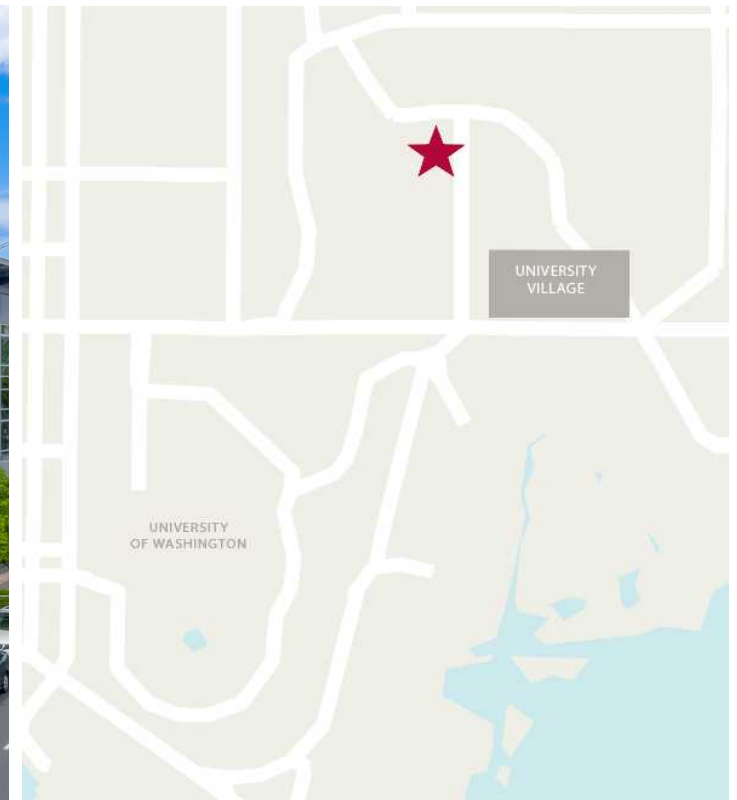


Northcut Landing






5001 25th Ave NE, Seattle WA

FOR SUBLEASE


Floor 3: 2,000 - 8,027 RSF



Building Features

-  3-story building located right across the street from U-Village
-  Ground level retail in building
-  Two story parking garage
-  Variety of retail, restaurants, and biking/walking trail nearby
-  92 Walk score
71 Transit score

Space Highlights

-  Flexible term 1-3 years
- Plug-and-Play sublease
- Mix of open space, 20 private offices and 4 conference rooms
- Lunch/copy room, lobby/reception and restrooms



FLOOR PLAN

FOR SUBLEASE

Option 1: 2,000 RSF

Option 2: 3,500 RSF

Option 3: 5,000 RSF

Up to 8,027 RSF

FLOOR 3



CONTACTS

Pat Pendergast
206.992.1030
Pat.Pendergast@jll.com

Mark To
206.387.3047
Mark.To@jll.com