



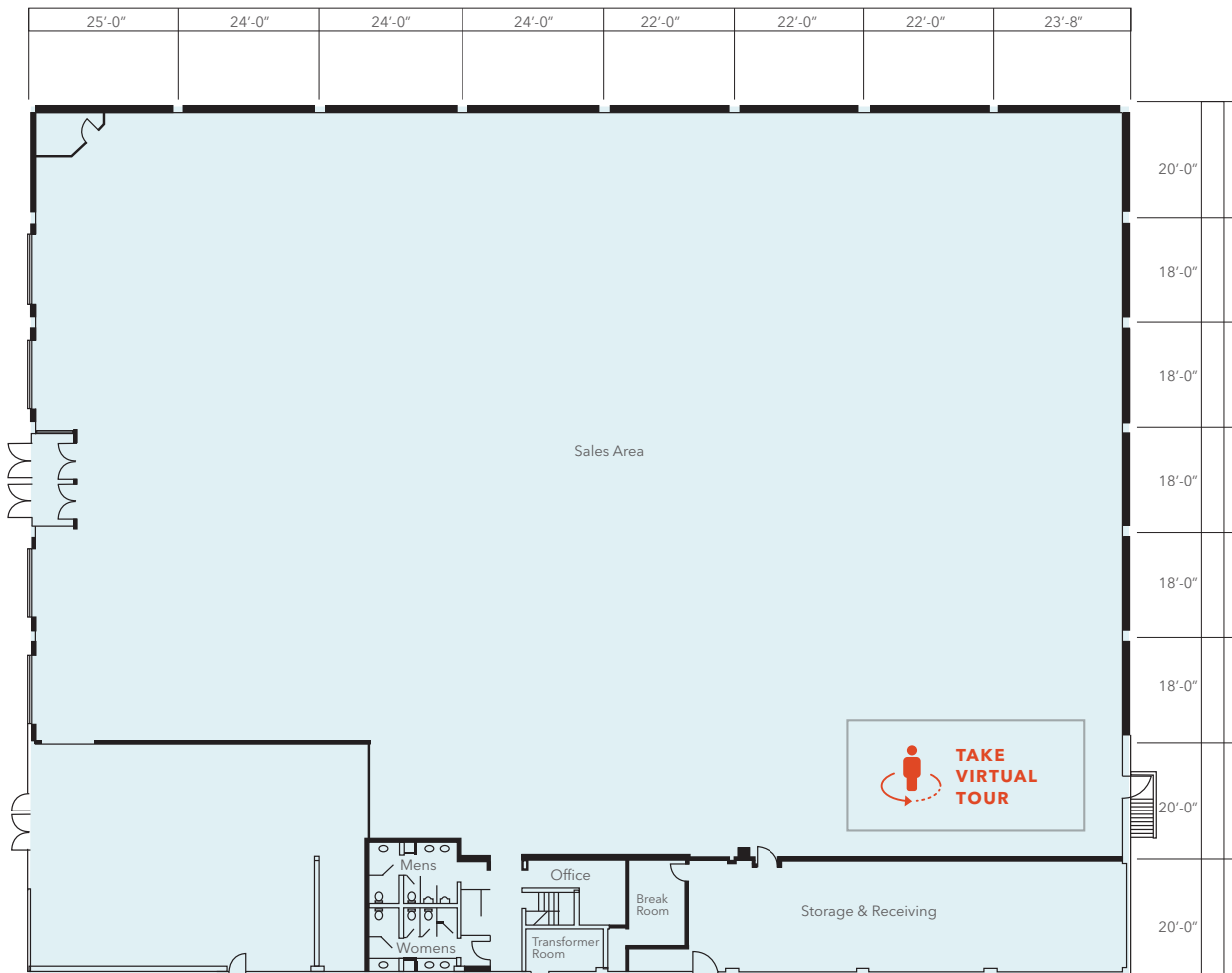
FORMER BARNES & NOBLE

SHORT-TERM LEASE | 626 106TH AVE NE | BELLEVUE, WA

FOR SHORT-TERM LEASE

Former Barnes & Noble

626 106TH AVE NE | BELLEVUE, WA



Beautifully built-out
space located in the
heart of Downtown
Bellevue

APPROXIMATELY 28,000 SF

RARE drive-up customer parking

ONE BLOCK from nationally recognized
regional shopping centers, Bellevue
Square and Lincoln Square

EASY ACCESS to I-405, Bellevue Way,
and NE 8th St

OWNER will consider up to 2-year leases for
retail, warehouse, or other uses

KIDDER.COM

This information supplied herein is from sources we deem reliable. It is provided without any representation, warranty, or guarantee, expressed or implied as to its accuracy. Prospective Buyer or Tenant should conduct an independent investigation and verification of all matters deemed to be material, including, but not limited to, statements of income and expenses. Consult your attorney, accountant, or other professional advisor.

km Kidder
Mathews

FOR SHORT-TERM LEASE

Former Barnes & Noble

626 106TH AVE NE | BELLEVUE, WA



KIDDER.COM

This information supplied herein is from sources we deem reliable. It is provided without any representation, warranty, or guarantee, expressed or implied as to its accuracy. Prospective Buyer or Tenant should conduct an independent investigation and verification of all matters deemed to be material, including, but not limited to, statements of income and expenses. Consult your attorney, accountant, or other professional advisor.

FOR SHORT-TERM LEASE

Former Barnes & Noble

626 106TH AVE NE | BELLEVUE, WA

Bellevue, WA Facts & Demographics

155,878

POPULATION

2.46

AVERAGE HH SIZE

\$160,053

MEDIAN HH INCOME

40.2

AVERAGE AGE



HOME OWNERSHIP



42.9%
RENTERS

51.7%
OWNERS



RACE & ETHNICITY

White	44.1%
Asian	41.2%
Native American	0.4%
Pacific Islander	0.2%
African-American	2.6%
Hispanic	7.3%
Two or More Races	8.9%



EDUCATION

7.1%
HS GRAD

9.0%
SOME COLLEGE

5.7%
ASSOCIATES

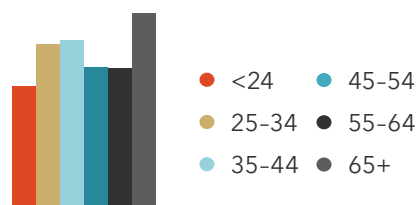
37.8%
BACHELORS



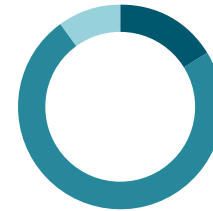
GENDER & AGE

50.3%
MEN

49.7%
WOMEN



EMPLOYMENT




- Blue Collar 6.7%
- White Collar 84.8%
- Services 8.5%

96.1%
EMPLOYED

3.9%
UNEMPLOYED



INCOME BY HOUSEHOLD



ANNUAL HOUSEHOLD SPENDING

\$50.8K
HOUSING

\$13.2K
GROCERY

\$4.6K
TRAVEL

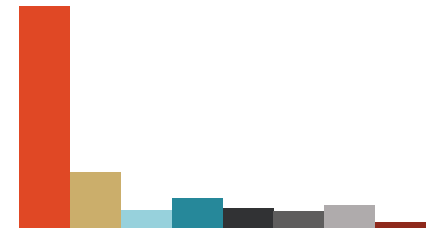
\$7.3K
ENTERTAINMENT

\$5.1K
ELECTRICITY

\$4.5K
APPAREL

\$5.9K
FURNITURE

\$1.9K
GAS



DATA SOURCE: ESRI

DATA SOURCE: ESRI

KIDDER.COM

This information supplied herein is from sources we deem reliable. It is provided without any representation, warranty, or guarantee, expressed or implied as to its accuracy. Prospective Buyer or Tenant should conduct an independent investigation and verification of all matters deemed to be material, including, but not limited to, statements of income and expenses. Consult your attorney, accountant, or other professional advisor.

km Kidder Mathews



For leasing rates contact

MATT WEISGERBER

Senior Associate

425.450.1122

matt.weisgerber@kidder.com

GARY GUENTHER

Executive Vice President

425.450.1154

gary.guenther@kidder.com

JASON BLOOM

Executive Vice President

425.450.1102

jason.bloom@kidder.com

This information supplied herein is from sources we deem reliable. It is provided without any representation, warranty, or guarantee, expressed or implied as to its accuracy. Prospective Buyer or Tenant should conduct an independent investigation and verification of all matters deemed to be material, including, but not limited to, statements of income and expenses. Consult your attorney, accountant, or other professional advisor.

