

FOR LEASE

Owned and Operated by



212th Business Park D103

7815 South 208th Street, Kent, WA 98032



15,000 SF



LEASING INFO & CONTACT

Matt Wood, SIOR

John Broom

(206) 595-6814 / matt.wood@kbcadvisors.com

(206) 877 2750 / john.broom@kbcadvisors.com



This is not an offer or acceptance of an offer to lease space. A lease will only be offered or made in a written agreement signed by landlord. No representation or warranty of any kind is made by landlord unless set forth in a written definitive lease executed by the landlord.

PROPERTY OVERVIEW

212 Business Park encompasses ±1,037,673 square feet of multi-tenant industrial space with a “Main and Main” location in the Puget Sound industrial sub-market of the Kent Valley. The Kent Valley is the 4th largest area for manufacturing and distribution in the US and the 2nd largest area on the west coast.

212th Business Park offers frontage spaces with great visibility only 15 miles to Seattle or Bellevue CBD. Suites range from ±10,000 square feet to ±145,000 square feet and offer great flexibility for businesses large and small, start-up and mature.



Premier North
Kent Valley
Location



5 Miles to
SeaTac Airport



19 miles to Port
of Seattle or
Port of Tacoma



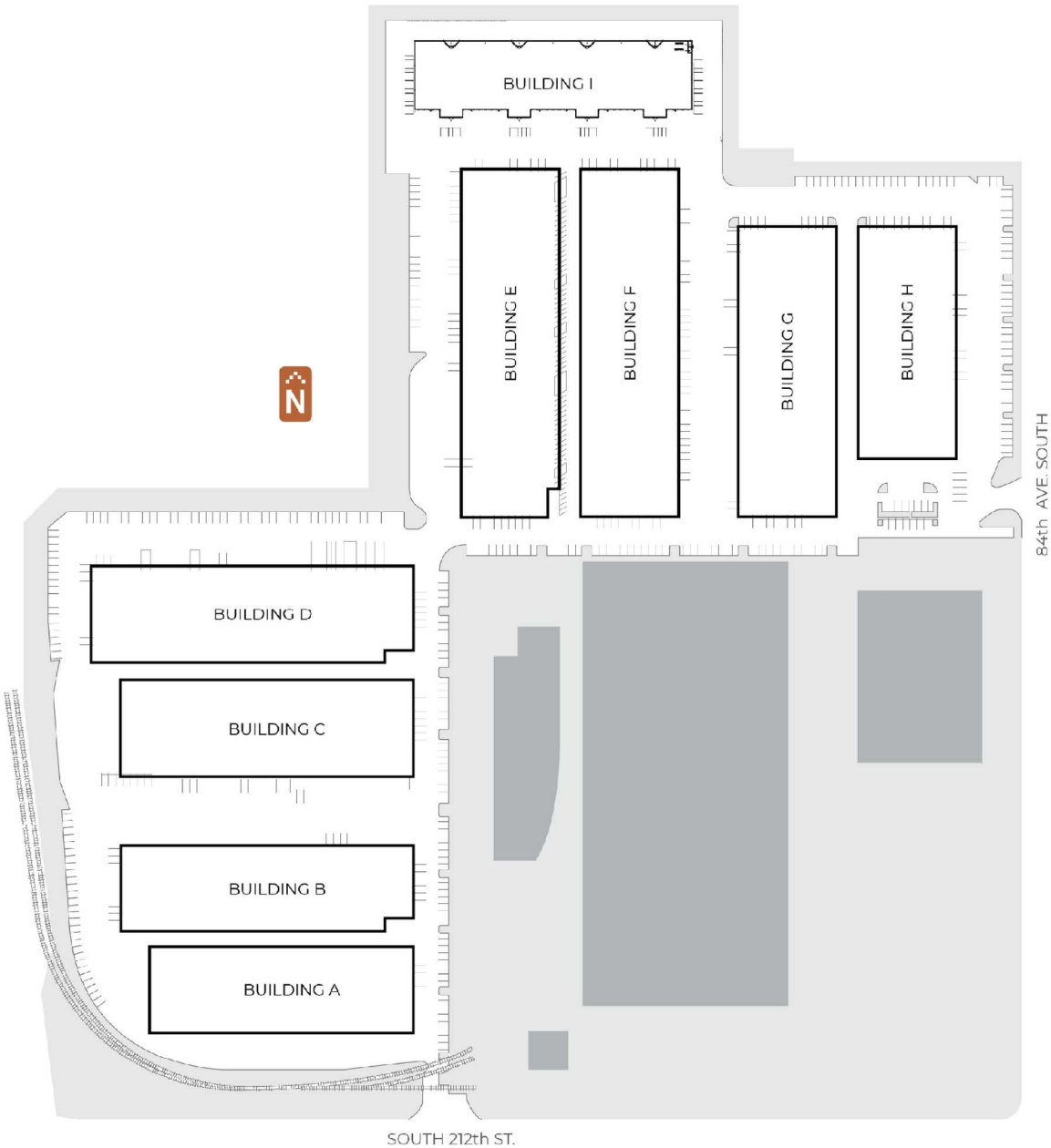
Minimum of 2
Dock-high and
1 grade-level
door per suite

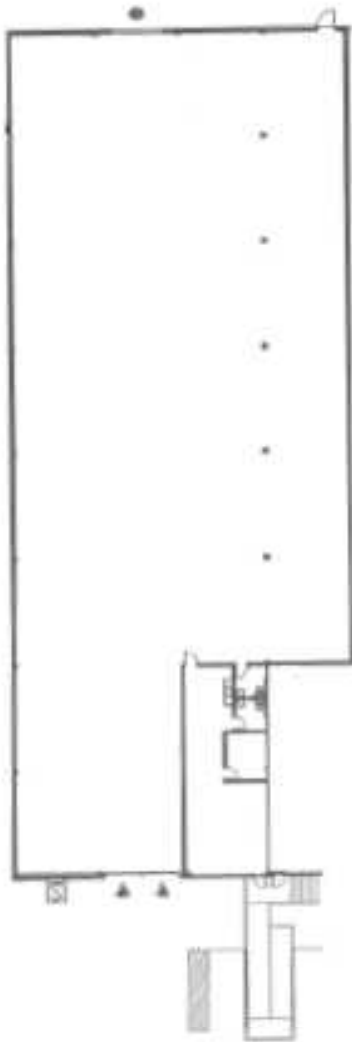


Excellent
access to
Highway 167,
I-5 and I-405



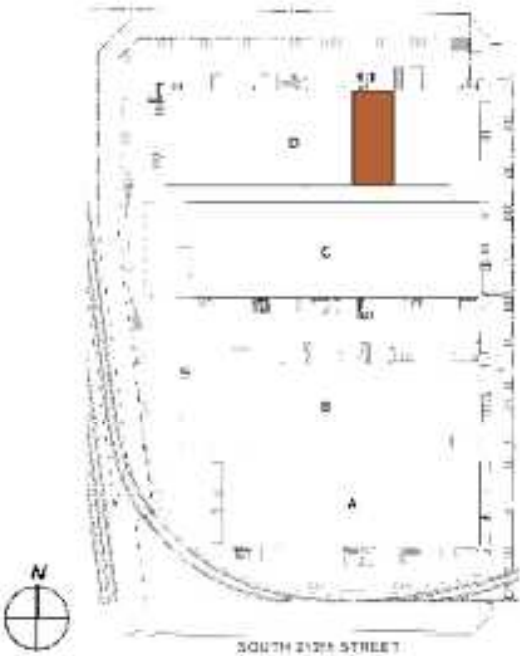
Flexible
configurations
from 10,000 SF
and up





SPACE INFORMATION

Shell SF	15,000
Office SF	1,000
Clear Height	20'
Loading Positions	▲ 2 DH ● 1 GL
Available	June 1, 2024



LEASING INFO
& CONTACT

Matt Wood, SIOR
John Broom

(206) 595-6814 / matt.wood@kbcadvisors.com
(206) 877 2750 / john.broom@kbcadvisors.com



This is set as offer or acceptance of an offer to lease space. A lease will only be offered or made in a written agreement signed by landlord. No representation or warranty of any kind is made by landlord unless set forth in a written definitive lease executed by the landlord.