

For Lease

West Seattle Corporate Center

4025 DELRIDGE WAY SW, SEATTLE, WA

TONY RONA
425 586 5634
trona@nai-psp.com

MIKE GEORGE
425 586 5618
mgeorge@nai-psp.com

NAI Puget Sound
Properties



*Class A Office
Building in Prime
West Seattle
Location*


Property Highlights

- + +/- 120,000 SF on 5 floors
- + Flexible suite sizes
- + Onsite amenities including, conference facilities, gym, showers, and bike lockers
- + Plentiful free parking and reserved covered parking
- + Access to local restaurants, stores, and more in less than 5 minutes
- + Short walk to Alki Trail and neighborhood parks
- + Adjacent to future light rail station
- + Conveniently located within reach from Seattle, Bellevue, and the Kent Valley
- + Stunning views of downtown Seattle and the Puget Sound
- + Lease Rate: \$35/RSF, Full Service


*Inviting interior
layouts with
functional
amenities*



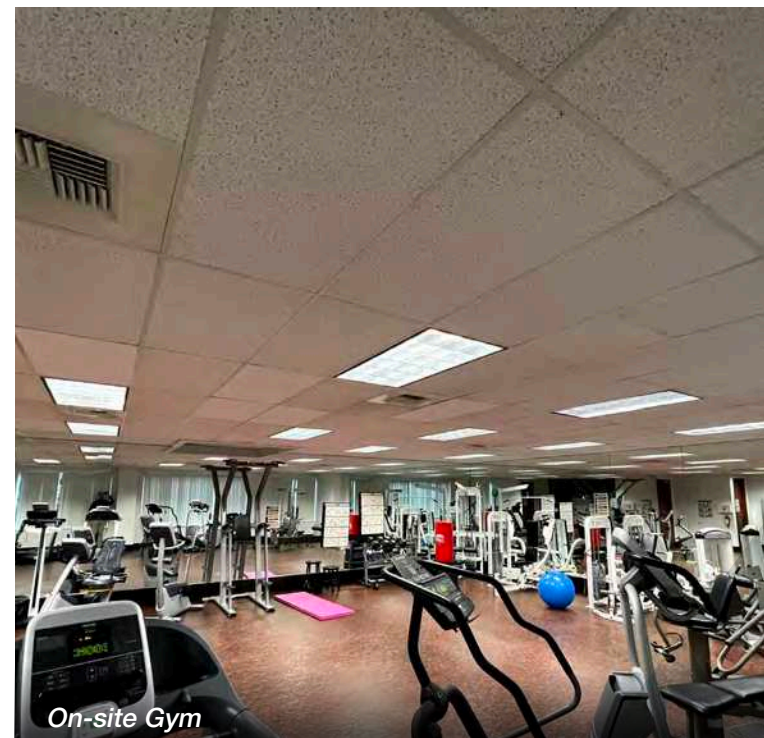
West Seattle Corporate Center Lobby



Ready to Move Into Class A Office Space

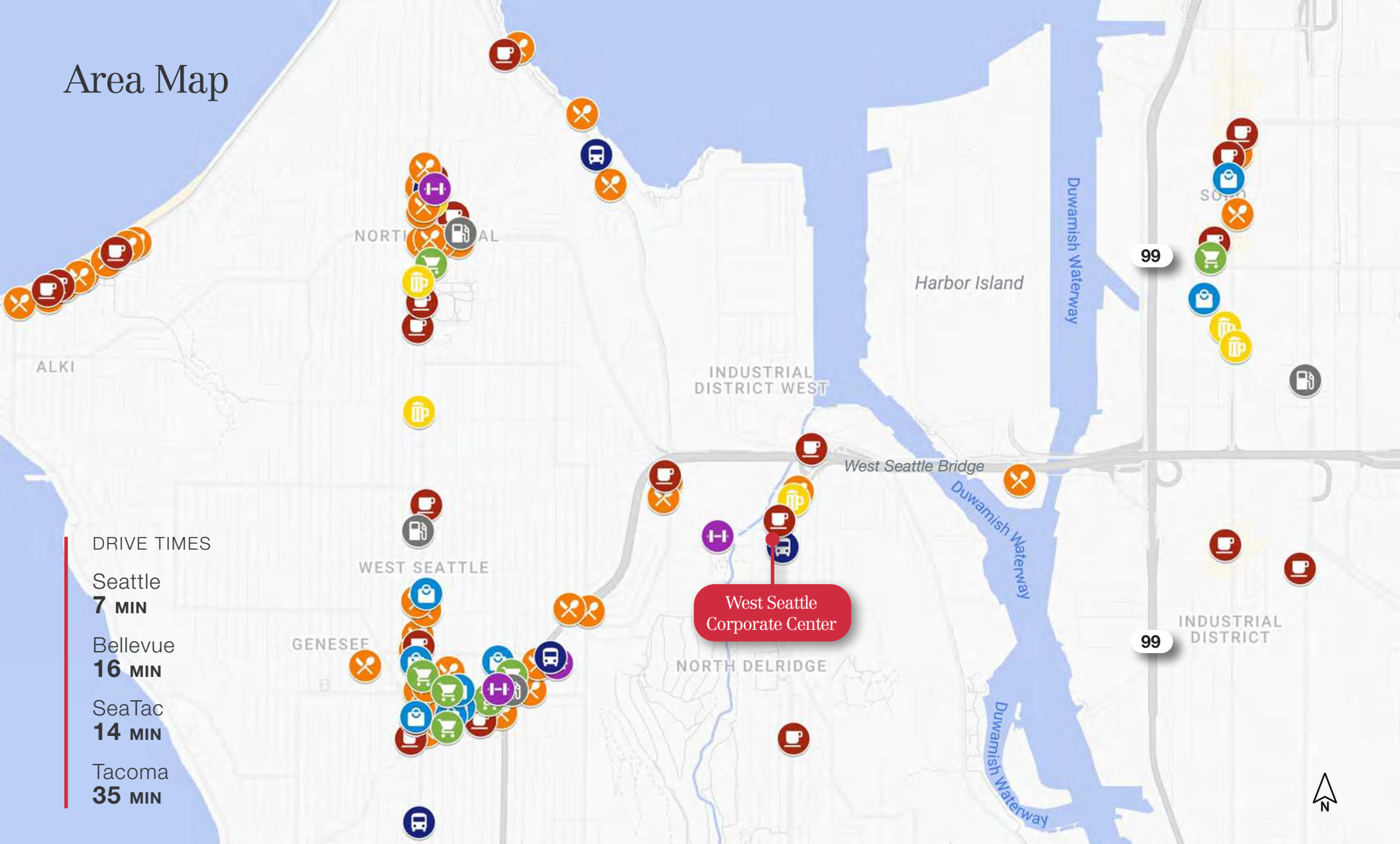


Office Views of Seattle



On-site Gym

Area Map



DRIVE TIMES

Seattle
7 MIN

Bellevue
16 MIN

SeaTac
14 MIN

Tacoma
35 MIN



Retail



Restaurant



Grocery Store



Gas Station



Cafe



Bar/Lounge



Gym



Transportation





For Lease

West Seattle Corporate Center

4025 DELRIDGE WAY SW, SEATTLE, WA

EXCLUSIVELY LISTED BY:

TONY RONA
425 586 5634
trona@nai-psp.com

MIKE GEORGE
425 586 5618
mgeorge@nai-psp.com

NAI Puget Sound
Properties

THE INFORMATION CONTAINED HEREIN HAS BEEN GIVEN TO US BY THE OWNER OF THE PROPERTY OR OTHER SOURCES WE DEEM RELIABLE, WE HAVE NO REASON TO DOUBT ITS ACCURACY, BUT WE DO NOT GUARANTEE IT. ALL INFORMATION SHOULD BE VERIFIED PRIOR TO PURCHASE OR LEASE.
WEST SEATTLE CORPORATE CENTER FLYER