



**MILL CREEK**  
TOWN CENTER

**MILL CREEK TOWN CENTER ~ 15310 MAIN STREET MILL CREEK, WA 98012**

Featuring over 80 stores, including retail boutiques, anchor stores, high-end grocery, restaurants and services. A unique and a beautiful place to explore guests spend the day wandering, shopping, enjoying a great meal, and utilizing its services. Seasonal events draw year-round foot traffic. *One Street. Endless Experiences.*

STEVEN E OLSEN  
425.283.5465  
steveo@jshproperties.com

 **JSH | PROPERTIES, INC.**

TENANT	RSF
<b>BUILDING J</b> BOSTON PIZZA	6,254
<b>BUILDING K</b> GOLDFISH SWIM SCHOOL	10,811
<b>BUILDING L</b> CHINA CITY	5,000
<b>BUILDING M</b>	
STE 101 HOT IRON MONGOLIAN GRILL	2,640
STE 103 WINDERMERE REAL ESTATE	1,646
STE 104 BANFIELD ANIMAL HOSPITAL	2,500
STE 106 MILL CREEK WELLNESS CENTER	1,645
STE 107 CLAY PIT CUISINE OF INDIA	2,244
STE 201 THE EVERETT CLINIC	11,996
STE 301 AVAILABLE 3RD FLOOR OFFICE	2,203
STE 303 THE EVERETT CLINIC	8,290
<b>BUILDING N</b>	
STE 101 COLDWELL BANKER BAIN	3,147
STE 103 EDWARD D. JONES & CO	1,431
STE 104 PEOPLE'S BANK	2,800
<b>BUILDING P</b>	
STE 101 TABLAS WOODSTONE TAVERNA	3,085
STE 104 JOHN L. SCOTT REAL ESTATE	2,965
<b>BUILDING R</b>	
STE C101 SKOLD FAMILY TRUST	1,088
STE C103 ALL NEW AGAIN	1,464
STE C105 DUNCAN MCROBERTS ASSOC	603
STE C107 NOBLE ESCROW SERVICES	1,048

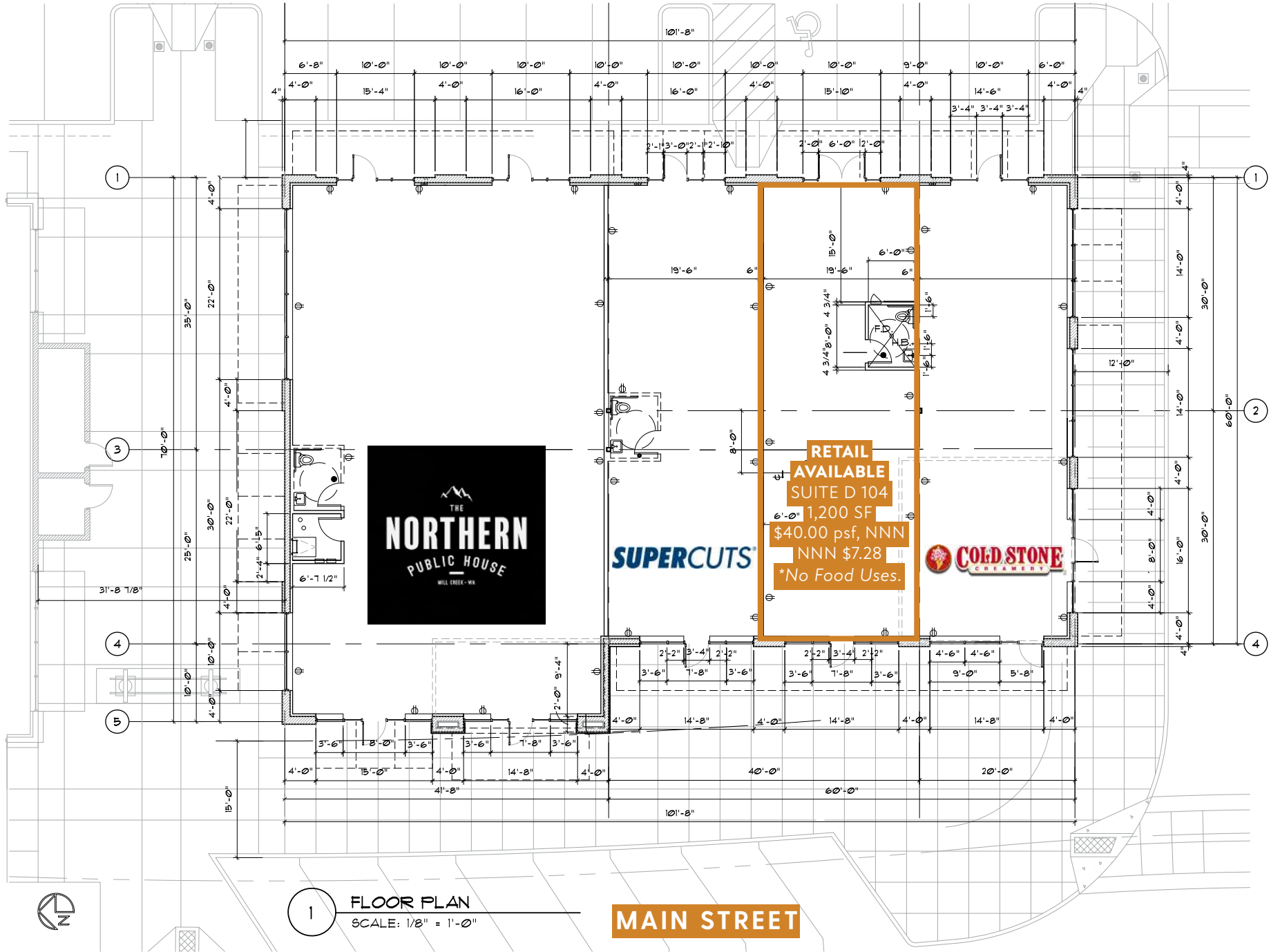


TENANT	RSF
<b>BUILDING B</b>	
STE 101 THE JEWELRY SOURCE	1,800
STE 102 MOMO SUSHI	1,705
STE 103 LILAC & LEMON	1,200
STE 104 SOLID MODERN TERIYAKI	1,200
STE 105 MILL CREEK PRESCHOOL A BETTER CHILD CARE PARTNERS	1,200
STE 106 SHIFT SET GO	1,400
STE 107 CITYWIDE HOME LOANS	1,400
<b>BUILDING C</b> STARBUCKS	1,800
<b>BUILDING D</b>	
STE 101 NORTHERN PUBLIC HOUSE	2,776
STE 103 SUPERCUTS	1,200
STE 104 AVAILABLE	1,200
STE 105 COLD STONE CREAMERY	1220
<b>BUILDING E</b>	
STE 101 PADDYWACK	2,200
STE 102 INSPA	2,070
STE 103 EYE SOCIETY	1,881
STE 104 NW PHARMACEUTICAL	2,100
<b>BUILDING F</b> NEW TENANT OPENING SOON!	
<b>BUILDING G</b>	
STE 101 SAWMILL CAFE	3,495
STE 102 GO WIRELESS	1,716
<b>BUILDING H</b>	
STE 101 GENTLE DENTAL	3,500
STE 102 NOTHING BUNDT CAKES	1,500

THE INFORMATION CONTAINED HEREIN HAS BEEN GIVEN TO US BY SOURCES WE DEEM RELIABLE. WE HAVE NO REASON TO DOUBT ITS ACCURACY, BUT WE DO NOT GUARANTEE IT. ALL INFORMATION SHOULD BE VERIFIED PRIOR TO PURCHASE OR LEASE.



**RETAIL  
AVAILABLE**  
SUITE D 104  
1,200 SF  
\$40.00 psf, NNN  
NNN \$7.28  
\*No Food Uses.



THE INFORMATION CONTAINED HEREIN HAS BEEN GIVEN TO US BY SOURCES WE DEEM RELIABLE. WE HAVE NO REASON TO DOUBT ITS ACCURACY, BUT WE DO NOT GUARANTEE IT. ALL INFORMATION SHOULD BE VERIFIED PRIOR TO PURCHASE OR LEASE.




**NEW TENANT OPENING SOON!**

**BUILDING F ~ 16,335 SF**



THE INFORMATION CONTAINED HEREIN HAS BEEN GIVEN TO US BY SOURCES WE DEEM RELIABLE. WE HAVE NO REASON TO DOUBT ITS ACCURACY, BUT WE DO NOT GUARANTEE IT. ALL INFORMATION SHOULD BE VERIFIED PRIOR TO PURCHASE OR LEASE.



THE INFORMATION CONTAINED HEREIN HAS BEEN GIVEN TO US BY SOURCES WE DEEM RELIABLE. WE HAVE NO REASON TO DOUBT ITS ACCURACY, BUT WE DO NOT GUARANTEE IT. ALL INFORMATION SHOULD BE VERIFIED PRIOR TO PURCHASE OR LEASE.

KEY FACTS

1 MILE RADIUS

EDUCATION



14,673

Population



41.4

Median Age



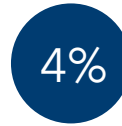
2.3

Average Household Size



\$148,580

2022 Average Household Income (Esri)



4%

No High School Diploma



15%

High School Graduate



32%

Some College



49%

Bachelor's/Grad/Prof Degree

EMPLOYMENT

BUSINESS



74%

White Collar



17%

Blue Collar



9%

Services



514

Total Businesses



4,099

Total Employees

ANNUAL HOUSEHOLD SPENDING

ANNUAL LIFESTYLE SPENDING



\$3,421

Apparel & Services



\$278

Computers & Hardware



\$6,139

Eating Out



\$4,132

Travel



\$135

Theatre/Operas/Concerts



\$145

Movies/Museums/Parks



\$8,561

Groceries



\$9,360

Health Care



\$106

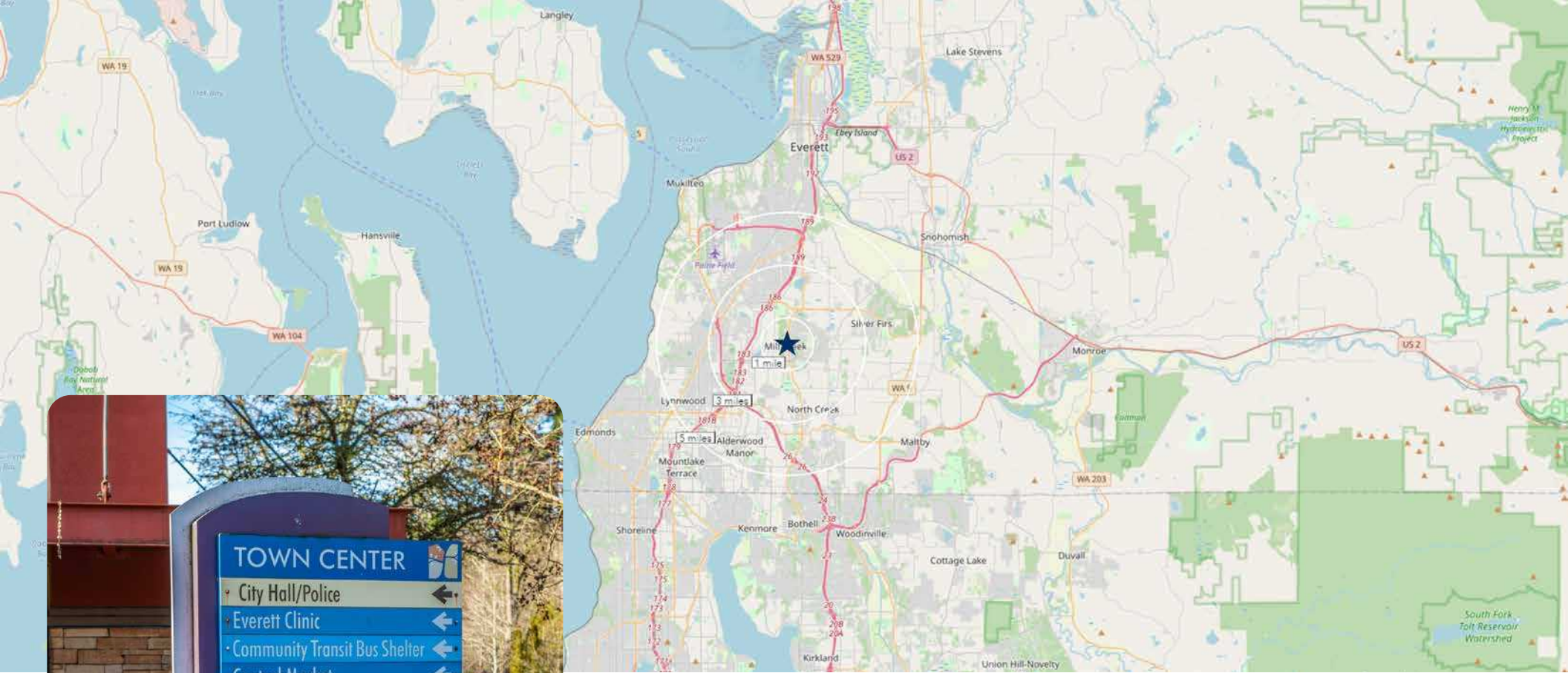
Sports Events



\$10

Online Games

THE INFORMATION CONTAINED HEREIN HAS BEEN GIVEN TO US BY SOURCES WE DEEM RELIABLE. WE HAVE NO REASON TO DOUBT ITS ACCURACY, BUT WE DO NOT GUARANTEE IT. ALL INFORMATION SHOULD BE VERIFIED PRIOR TO PURCHASE OR LEASE.



**Mill Creek encompasses a large suburban area about 13 miles northeast of Downtown Seattle.**

A rapidly urbanizing city with a dense town center and sprawling suburban developments, the population consists of enterprising professionals and savvy suburbanites. Retail is robust with an all-time low vacancy rate of 1%. (Source: CoStar MillCreek Retail Report 2023)

2023 DEMOGRAPHICS	1 MILE	3 MILE	5 MILE
Population	14,673	165,618	344,678
Daytime Population	11,700	120,975	283,628
Households	6,305	60,415	125,952
Avg. HH Income	\$148,580	\$133,453	\$130,960

THE INFORMATION CONTAINED HEREIN HAS BEEN GIVEN TO US BY SOURCES WE DEEM RELIABLE. WE HAVE NO REASON TO DOUBT ITS ACCURACY, BUT WE DO NOT GUARANTEE IT. ALL INFORMATION SHOULD BE VERIFIED PRIOR TO PURCHASE OR LEASE.