



501 PINE

THE O'SHEA BUILDING
501 PINE STREET SEATTLE, WA

An iconic
building in the
heart of Seattle

THE O'SHEA BUILDING SITS ACROSS FROM
NORDSTROM ON THE CORNER OF 5TH
AVENUE AND PINE STREET. BUILT IN 1914, IT'S
BEEN A CORNERSTONE OF THE SEATTLE RETAIL
LANDSCAPE FOR DECADES.

501 PINE


THE O'SHEA BUILDING
501 PINE STREET SEATTLE, WA



The
Magnificent
Block

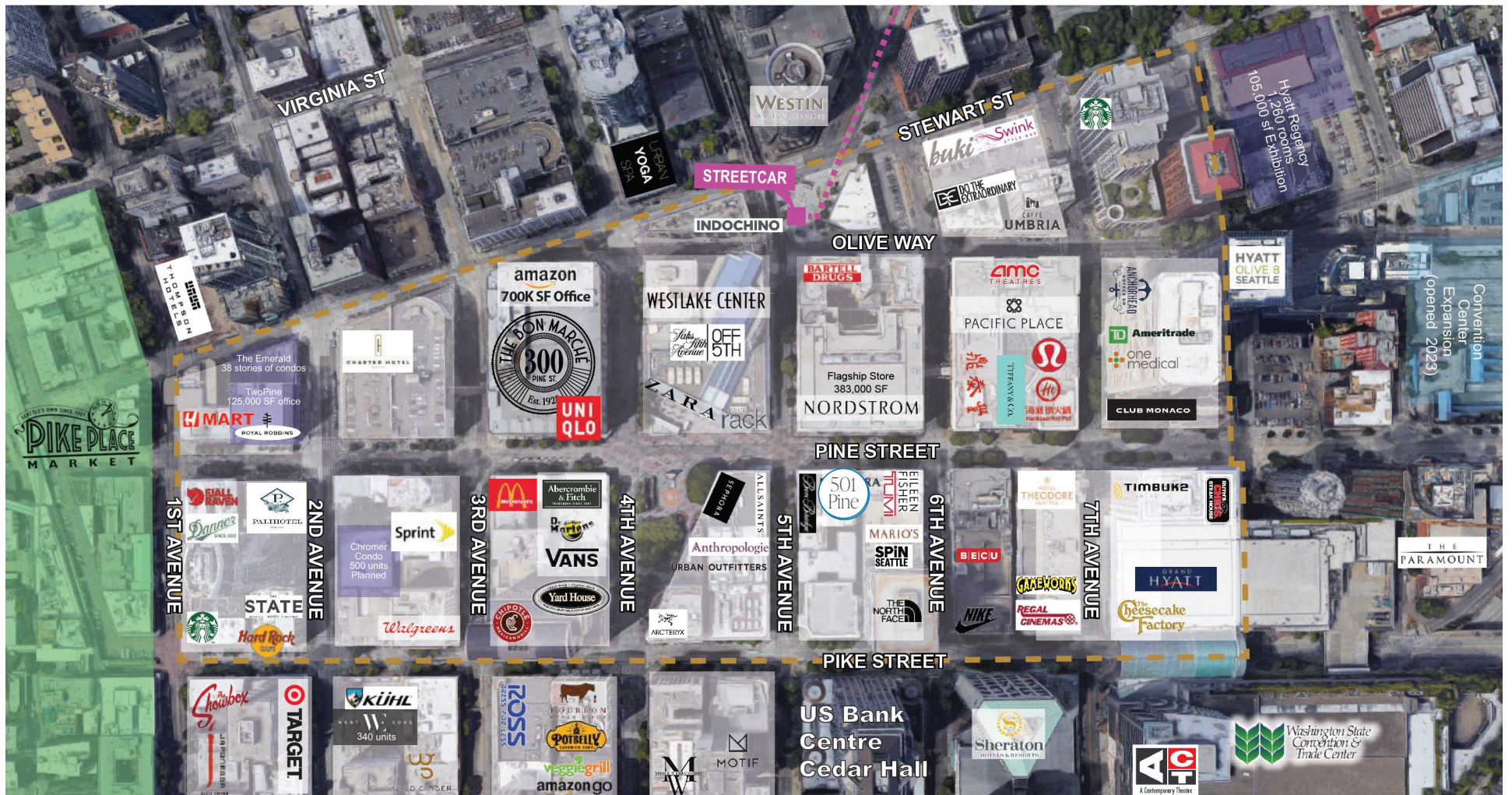


At the forefront of
retail, tourism, and
entertainment



501 PINE

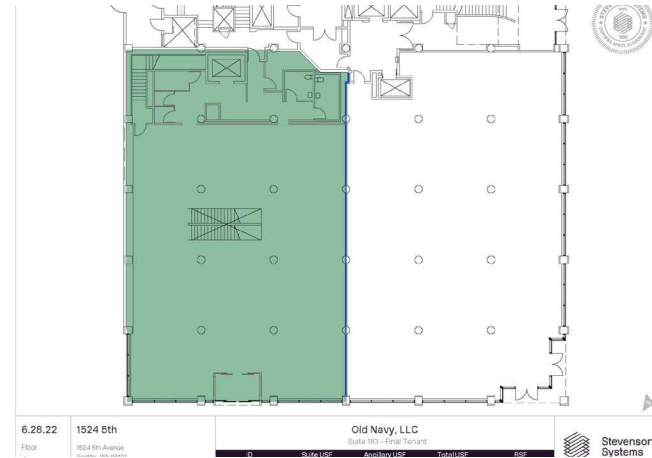
DOWNTOWN SEATTLE IS THE CENTRAL, DRIVING FORCE FOR THE VITALITY OF THE CITY, STATE AND REGION. IT IS AMONG THE TOP INTERNATIONAL CENTERS FOR COMMERCE, DEVELOPMENT AND CULTURE. WITH A GROWING HIGH-TECH, BIOTECH, GLOBAL HEALTH AND PHILANTHROPIC COMMUNITY, 29 PARKS, A FOCUS ON ENVIRONMENTAL SUSTAINABILITY, STATE-OF-THE-ART VENUES FOR CONVENTIONS, PROFESSIONALSPORTS, ART AND CULTURAL EVENTS AND A VARIETY OF RETAIL AND DINING OPTIONS, DOWNTOWN SEATTLE DRAWS A DIVERSE CROSS SECTION OF WORKERS AND VISITORS FROM AROUND THE GLOBE TO EXPERIENCE THIS ONE-OF-A-KIND URBAN SETTING. CONSISTING OF 24 BLOCKS OF RETAIL CONTAINING MORE THAN 1.5 MILLION SQUARE FEET, SEATTLE'S DOWNTOWN CORE PROVIDES UNMATCHED ACCESS TO THE DOWNTOWN SHOPPER. 501 PINE'S NEIGHBORS INCLUDE NORDSTROM'S FLAGSHIP STORE, UNIQLO FLAGSHIP, CITY TARGET, ZARA, ANTHROPOLOGIE, SEPHORA, URBAN OUTFITTERS, THE NORTH FACE AND ALLSAINTS TO NAME A FEW.



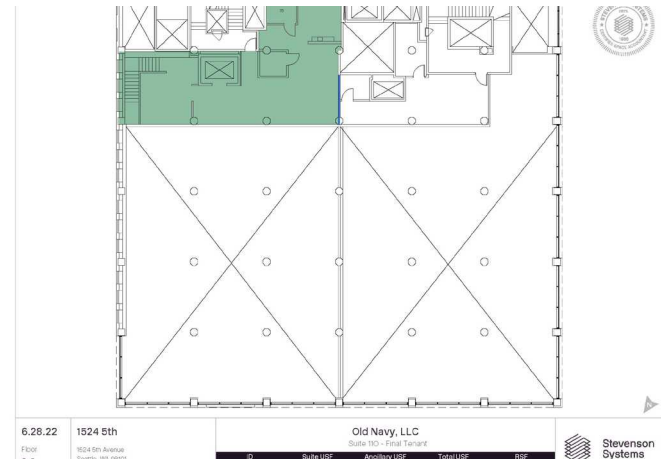
Project Details

RETAIL AVAILABLE	18,664 SF
RATE	Call for rates
NNN'S	\$10.00 PSF
DELIVERY	Immediate

First Floor
5,963 SF





Mezzanine
1,598 SF



Lower Level
11,103 SF



A second generation retail opportunity



501 PINE STREET

SEATTLE, WA

Maria Royer

MROYER@REAL-RETAIL.NET
CELL - 206.619.0131
OFFICE - 206.464.0600

Deborah Ross

DEBORAH@REAL-RETAIL.NET
CELL - 206.849.2351
OFFICE - 206.464.0600

REAL **RETAIL**

