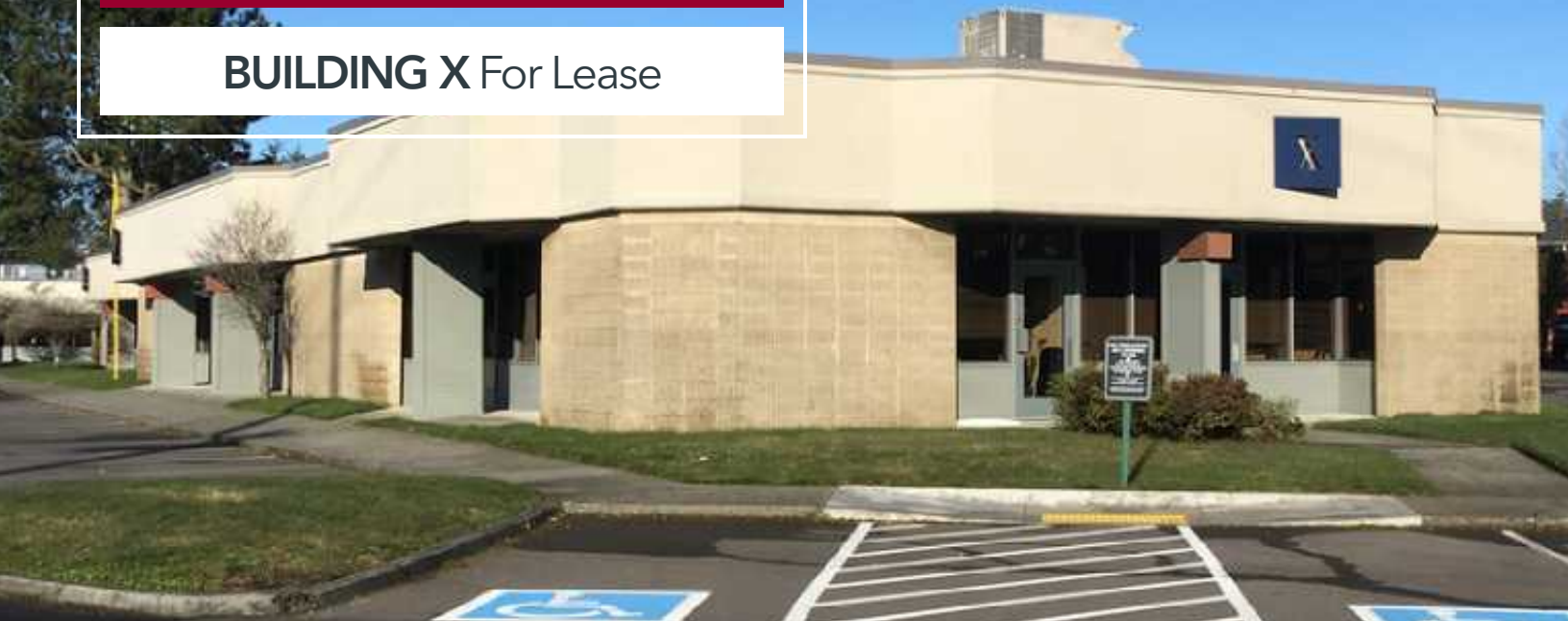


# EVERETT BUSINESS PARK

**BUILDING X** For Lease



## LISTING INFORMATION

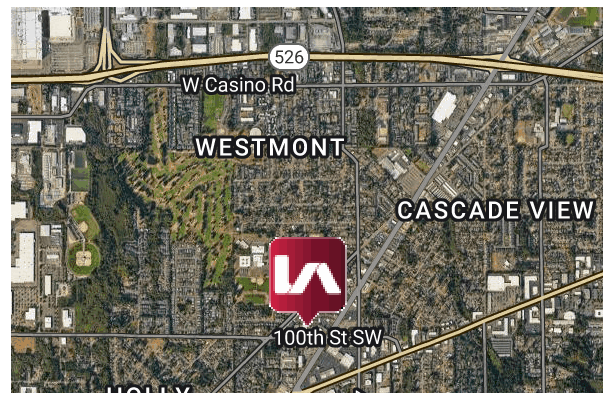
**ADDRESS:** 9930 Evergreen Way, Everett, WA  
**AVAILABLE SF:** 3,509 SF  
**LEASE RATE:** Negotiable  
**COUNTY:** Snohomish  
**MARKET:** Everett

## COMMENTS

Single-story brick building with ample parking ideally suited to professional service offices (accounting, law, insurance, etc.), medical professions (counseling, chiropractic, physical therapy, etc.) and other businesses whose clients appreciate ground-floor access.

- Located just off Pacific Hwy / Evergreen Way with fantastic visibility from main north/south Everett arterial
- A wide range of retail trade tenants located nearby
- Great mixture of private and open spaces

## LOCATION



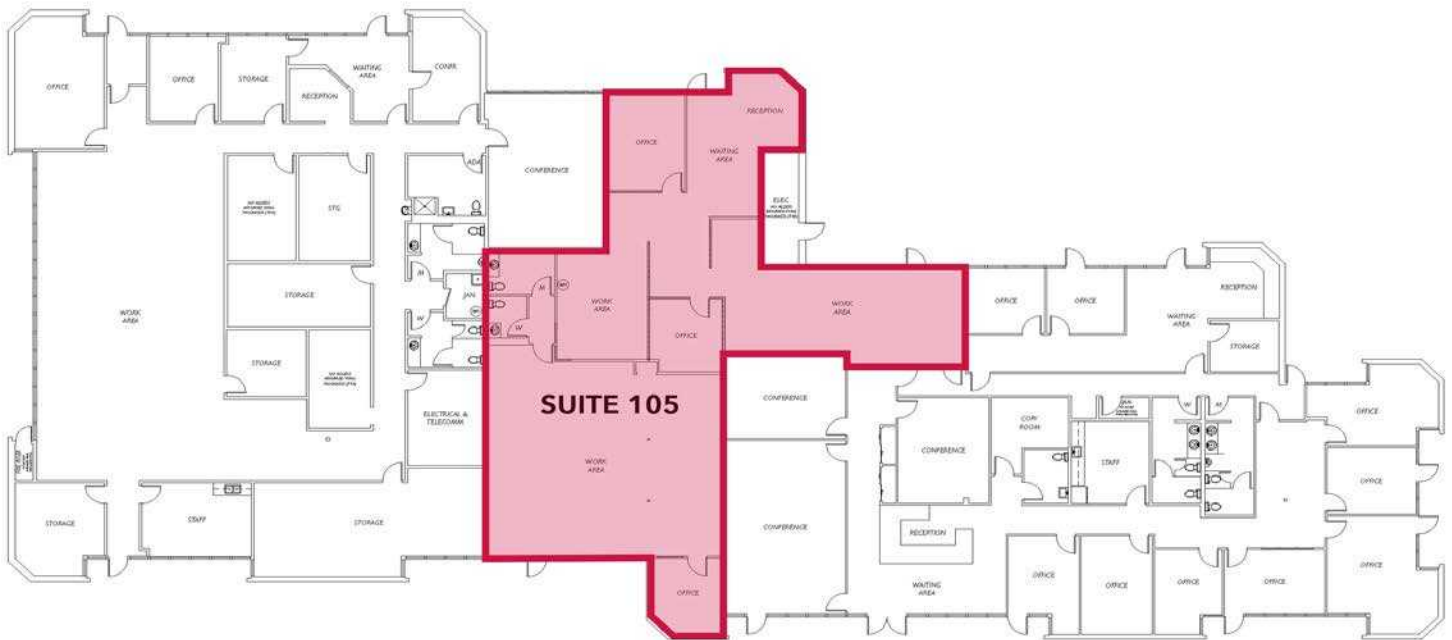
*We obtained the information above from sources we believe to be reliable. However, we have not verified its accuracy and make no guarantee, warranty or representation about it. It is submitted subject to the possibility of errors, omissions, change of price, rental or other conditions, prior sale, lease or financing, or withdrawal without notice. We include projections, opinions, assumptions or estimates for example only, and they may not represent current or future performance of the property. You and your tax and legal advisors should conduct your own investigation of the property and transaction.*

**LEE & ASSOCIATES**  
COMMERCIAL REAL ESTATE SERVICES

# EVERETT BUSINESS PARK

**BUILDING X For Lease**

Aaron Mathieu  
amathieu@lee-associates.com  
206.210.5207



## AVAILABLE SPACES

SUITE	SIZE	LEASE TYPE	LEASE RATE	DESCRIPTION
SUITE 105	3,509 SF	Full Service	Negotiable	Available Now