

FOR LEASE

Owned and Operated by



# 212th Business Park D103

7815 South 208th Street, Kent, WA 98032



## 15,000 SF



LEASING INFO  
& CONTACT

**Matt Wood, SIOR**

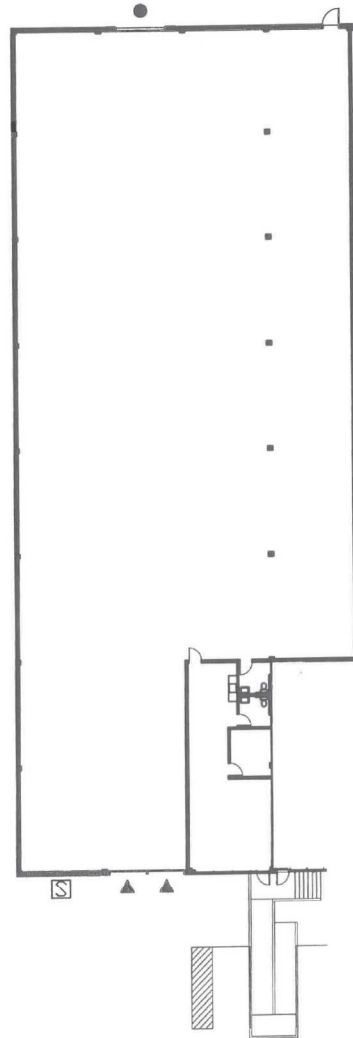
(206) 595-6814 / [matt.wood@kbcadvisors.com](mailto:matt.wood@kbcadvisors.com)

**John Broom**

(206) 877 2750 / [john.broom@kbcadvisors.com](mailto:john.broom@kbcadvisors.com)



This is not an offer or acceptance of an offer to lease space. A lease will only be offered or made in a written agreement signed by landlord. No representation or warranty of any kind is made by landlord unless set forth in a written definitive lease executed by the landlord.



**SPACE INFORMATION**

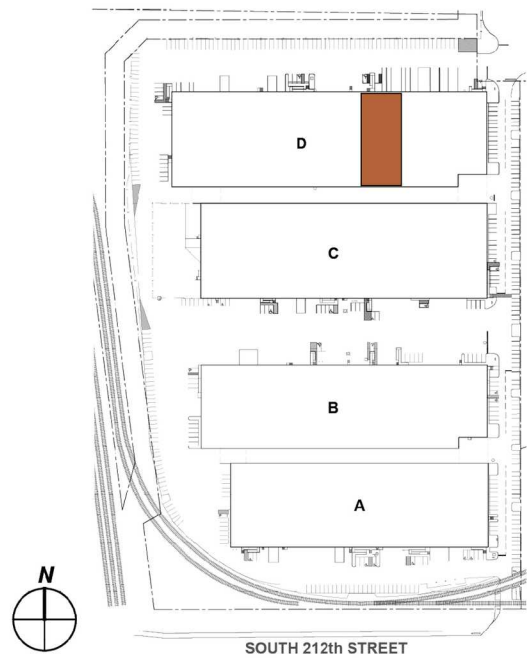
Shell SF 15,000

Office SF 1,000

Clear Height 20'

Loading Positions ▲ 2 DH ● 1 GL

Available Now



**LEASING INFO & CONTACT**

**Matt Wood, SIOR**  
**John Broom**

(206) 595-6814 / matt.wood@kbcadvisors.com

(206) 877 2750 / john.broom@kbcadvisors.com



This is not an offer or acceptance of an offer to lease space. A lease will only be offered or made in a written agreement signed by landlord. No representation or warranty of any kind is made by landlord unless set forth in a written definitive lease executed by the landlord.



## PROPERTY OVERVIEW

212 Business Park encompasses ±1,037,673 square feet of multi-tenant industrial space with a “Main and Main” location in the Puget Sound industrial sub-market of the Kent Valley. The Kent Valley is the 4th largest area for manufacturing and distribution in the US and the 2nd largest area on the west coast.

212th Business Park offers frontage spaces with great visibility only 15 miles to Seattle or Bellevue CBD. Suites range from ±10,000 square feet to ±145,000 square feet and offer great flexibility for businesses large and small, start-up and mature.



**Premier North  
Kent Valley  
Location**



**5 Miles to  
SeaTac Airport**



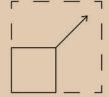
**19 miles to Port  
of Seattle or  
Port of Tacoma**



**Minimum of 2  
Dock-high and  
1 grade-level  
door per suite**



**Excellent  
access to  
Highway 167,  
I-5 and I-405**



**Flexible  
configurations  
from 10,000 SF  
and up**

