



ARLO

WCCR

West Coast Commercial Realty

RETAIL FOR LEASE

4716 Rainier Avenue South | Seattle, WA 98118





ARLO

JOIN US in this new 243 apartment home community at the gateway to historic Columbia City on Alaska Street, two blocks from Link Light Rail. Straddling the heavily-traveled arterials of Rainier Avenue South and South Alaska Street, this intersection serves as a bridge joining the communities of Seward Park, Hillman City, Beacon Hill and Mt. Baker. Carmel Partners has brought this dynamic project to the market, rooted in the shared vision of design integrity and sensitivity to this historic and treasured neighborhood.



99

Walk Score
"Walker's Paradise"



61

Transit Score
"Good Transit"



83

Bike Score
"Very Bikeable"



ARLO

- | Four Miles from Downtown Seattle by Car.
- | Six Minute Walk to the Columbia City Light Rail Station.
- | Columbia City boasts a higher average percentage of families than Greater Seattle as a whole (42% vs. 37%), and an overall diverse, creative and professional community.
- | The site is further tightly knit into the community due to its direct proximity to the well-loved Rainier Play Fields, Rainier Community Center, and the Columbia Park and Library, both directly across S. Alaska St. and Rainier Ave. S. respectively.
- | High foot traffic from ARLO Columbia City residents and surrounding neighborhood to and from Columbia City commercial and Light Rail.

4716 Rainier Avenue South | Seattle, WA 98118



RETAIL C2
2,417 SF
AVAILABLE

RETAIL C2 - 2,417 SF

- FRONTAGE ON RAINIER
- TALL CEILINGS
- ROLL UP DOOR
- DIRECT SPILL OUT TO PLAZA SPACE WITH SOUTHERN EXPOSURE

RETAIL D
681 SF
AVAILABLE

RETAIL D - 681 SF

- FRONTAGE ON RAINIER
- WELCOMING PLAZA ENTRY
- LIGHT & AIRY WITH TALL CEILINGS & WINDOWS
- WITH NANO WALL



STRONG DEMOGRAPHICS

TOTAL POPULATION

1-Mile: 25,599
3-Mile: 110,686
5-Mile: 366,911

EMPLOYEES

1-Mile: 6,021
3-Mile: 142,681
5-Mile: 407,080

AVERAGE HOUSEHOLD INCOME

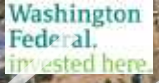

1-Mile: \$107,227
3-Mile: \$112,954
5-Mile: \$113,106




Columbia City Station

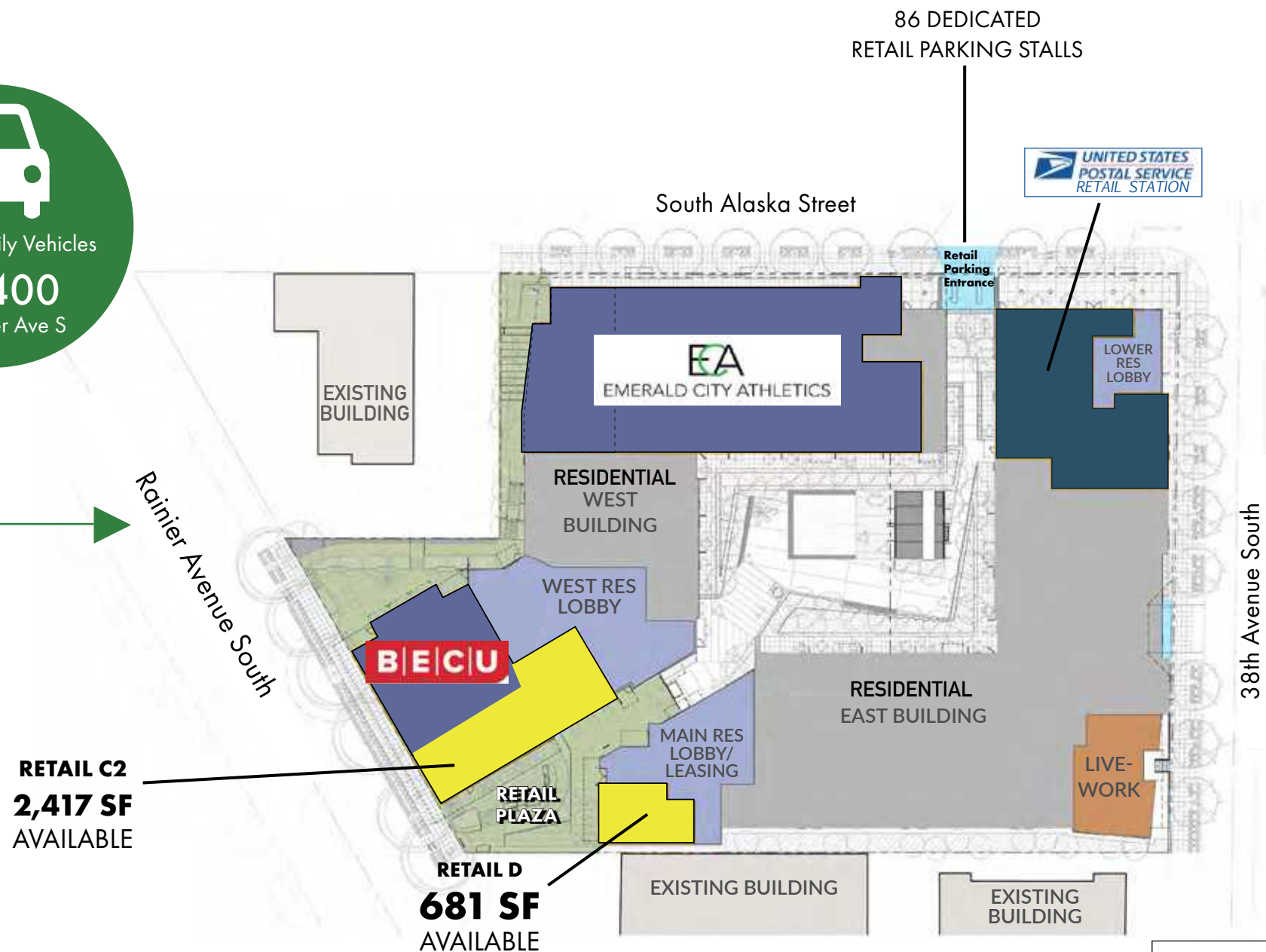


6 minute walk to Link Light Rail





Average Daily Vehicles
25,400
on Rainier Ave S





WCCR

West Coast Commercial Realty

LEASING INFORMATION

Tiffini Connell

tiffini@wccommercialrealty.com

Avery Connell

avery@wccommercialrealty.com

(206) 283-5212

www.wccommercialrealty.com



DISCLAIMER: The above information has been secured from sources believed to be reliable, however, no representations are made to its accuracy. Prospective tenants or buyers should consult their professional advisors and conduct their own independent investigation. Site plan and configuration are subject to change. Properties are subject to change in price and/or availability without notice. West Coast Commercial Realty, LLC