

57,600 SF

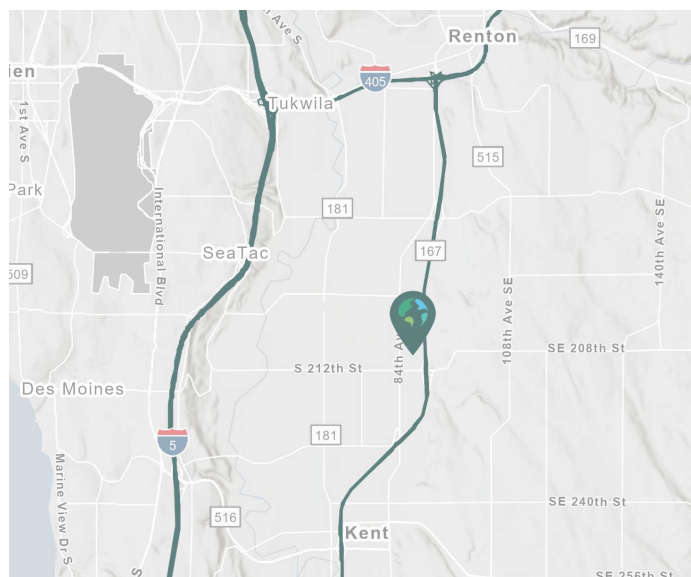
Industrial Space For Lease



Northwest Corporate Park - Kent 8



20201 87th Avenue South
Kent, WA 98031 USA




LOCATION

- 50-yard line location
- Great access to Hwy 167, I-5, and I-405

FACILITY

- 57,600 SF shell
- 2,156 SF office
- 11 DH doors
- 1 GL door
- 30' Clear height
- 60' x 20' typical column spacing
- Rail served
- Available now
- ESFR sprinklers
- End cap unit with ample parking
- Fast, cost-effective forklift and racking sourcing through Prologis Essentials

 **Take a virtual tour!**
[link here](#)

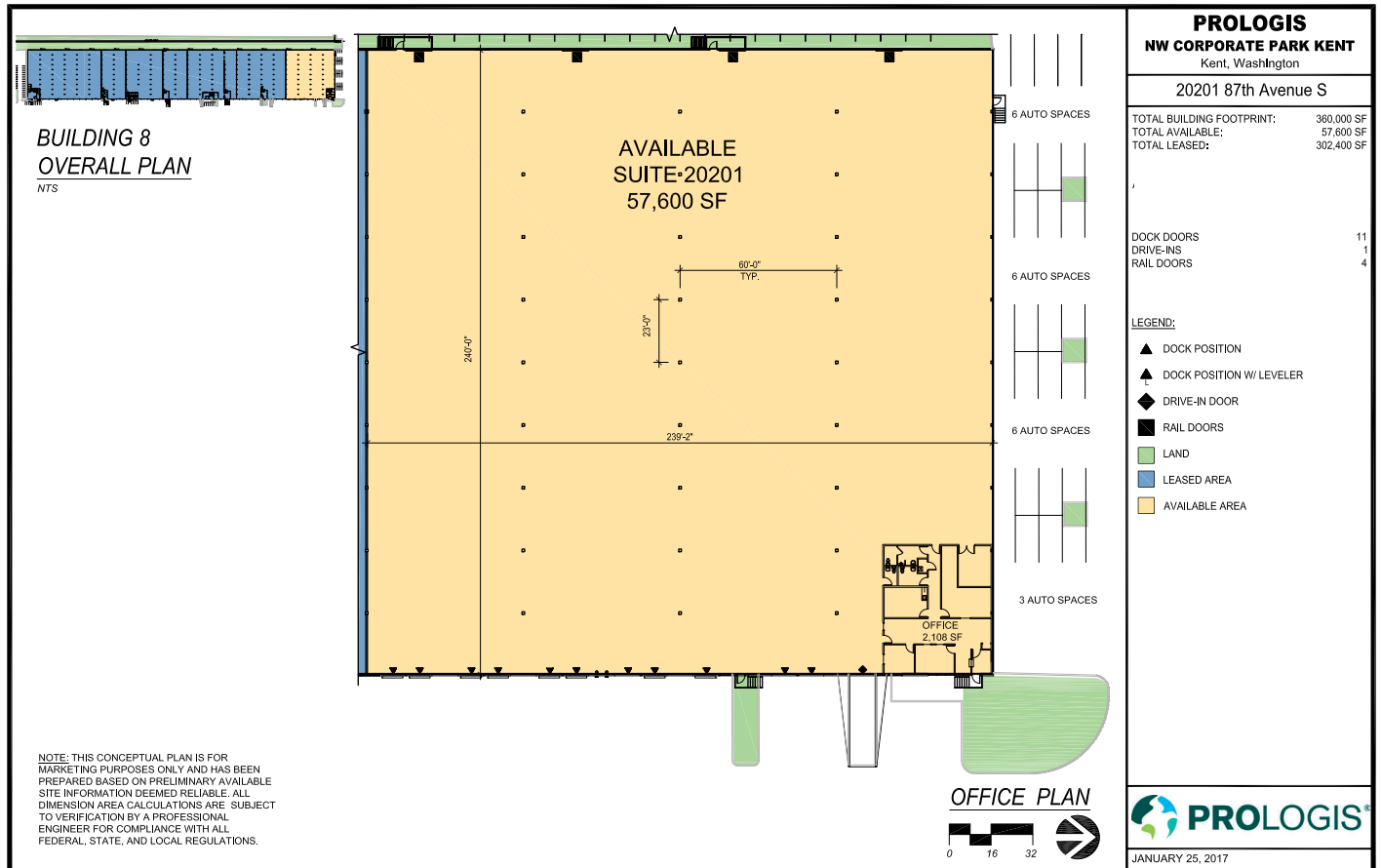
Your single-source service for efficient move-in and operations: [prologisessentials.com](https://www.prologisessentials.com)

57,600 SF

Industrial Space For Lease



Northwest Corporate Park - Kent 8



KBC Advisors

Matt Wood, SIOR
matt.wood@kbcadvisors.com
ph +1 206 741 1030
cell +1 206 595 6814
5628 Airport Way S
Suite 238
Seattle, WA 98108 USA

KBC Advisors

Hans Vieser
hans.vieser@kbcadvisors.com
ph +1 206 741 1030
cell +1 425 765 7926
5628 Airport Way S
Suite 238
Seattle, WA 98108 USA

Prologis

Kimberley Nemethy
knemethy@prologis.com
ph +1 206 414 7616
cell +1 253 508 1737
5900 Airport Way South
Suite 300
Seattle, WA 98108 USA