

# THE PARK AT WILLOW RIDGE | OFFICE/FLEX/RETAIL FOR LEASE

12034 - 12341 134th Court NE, Redmond, WA 98052



## BUILDING F | 12320 134TH CT NE

SUITE 12320

10,211 SF

**AVAILABLE NOW**

### AMENITIES

- ▶ Flexible configurations available
- ▶ 3 parking stalls per 1,000 SF
- ▶ Quick access to I-405, Willows Road, the Village at Totem Lake retail, Woodinville wine country with close proximity to Kirkland, Redmond & Bellevue with views of Mt. Rainier and the Cascade Mountains
- ▶ Well established hub for technology, aerospace, & innovation and an ideal destination for a variety of tenants.



**Jim Reed, SIOR**  
jreed@lee-associates.com  
C 425.679.1681

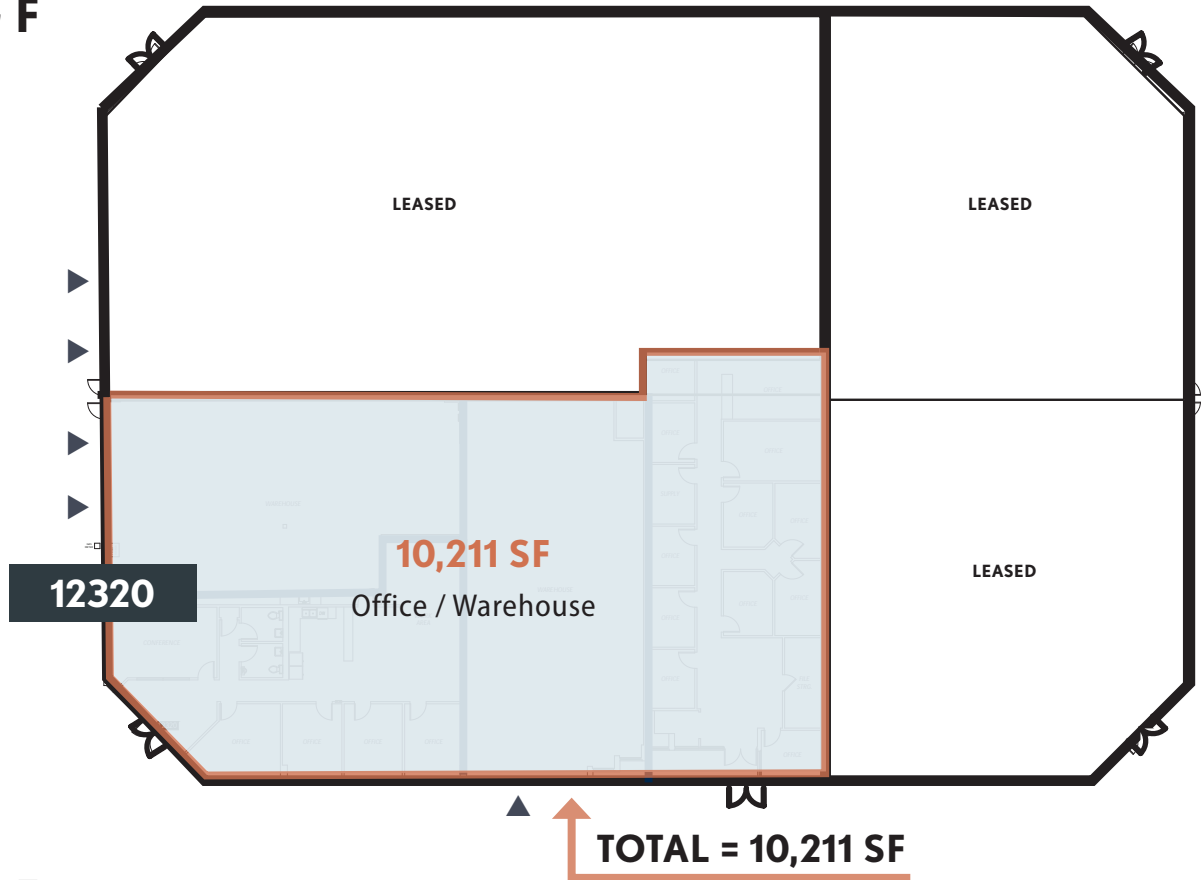
**Aaron Mathieu**  
amathieu@lee-associates.com  
C 206.948.4670

**Carson Scott**  
cscott@lee-associates.com  
C 425.736.3752



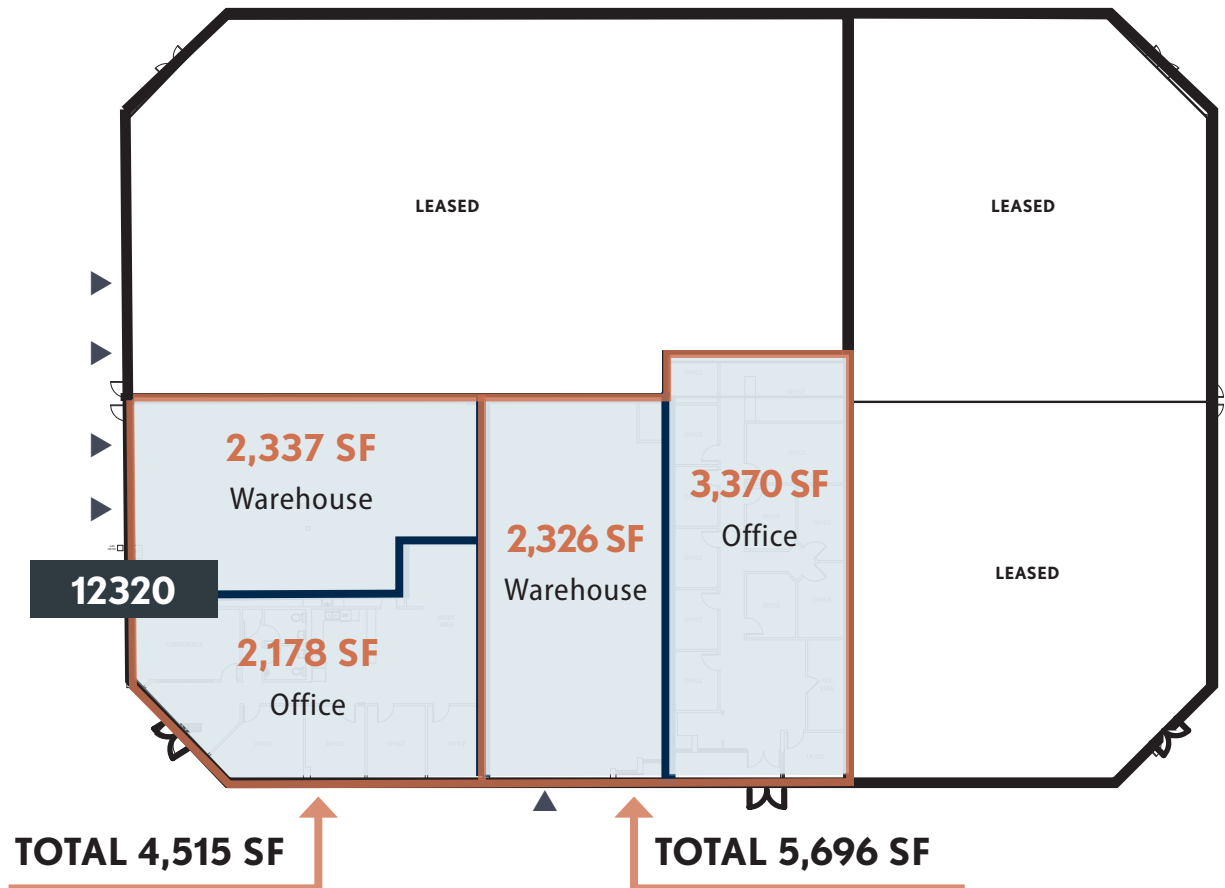
# BUILDING F

## OPTION 1



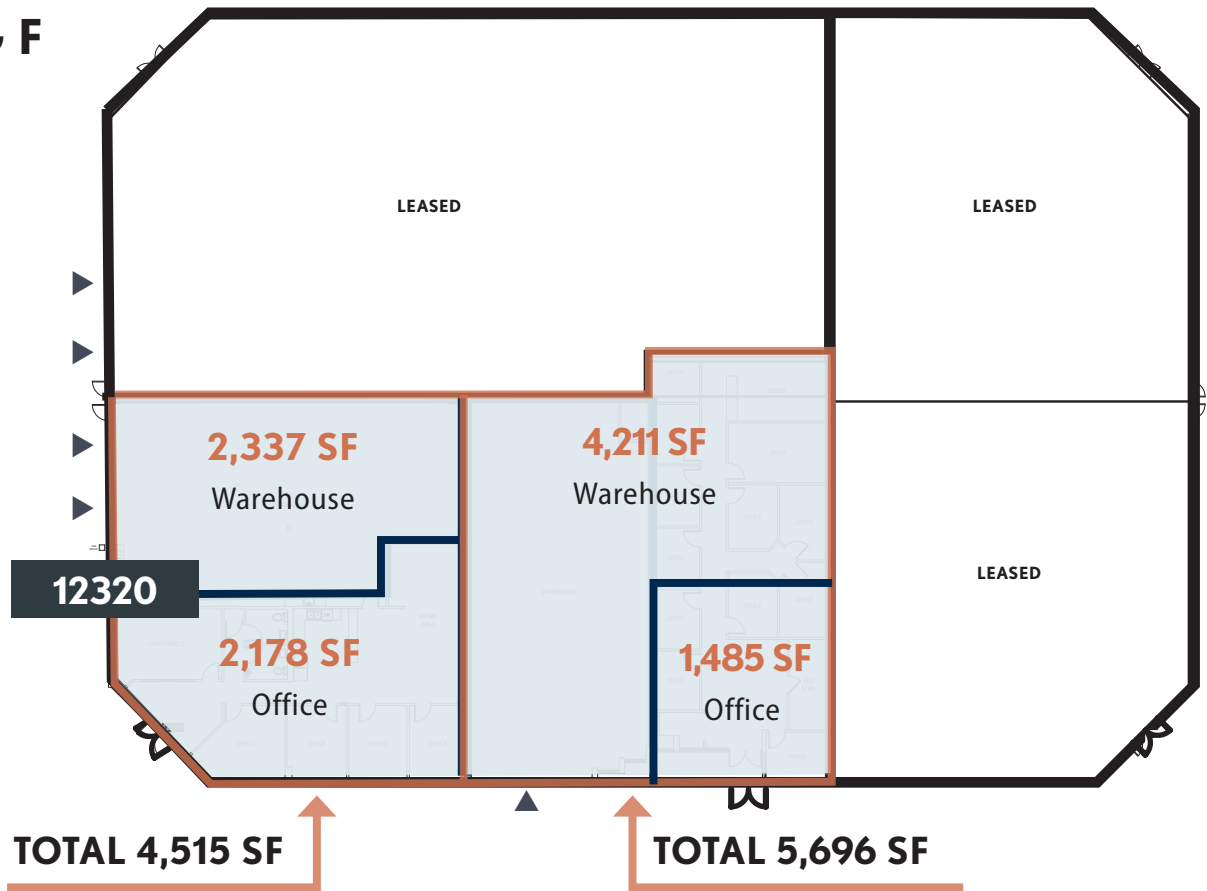
# BUILDING F

## OPTION 2



# BUILDING F

## OPTION 3



### CONTACT

**Jim Reed, SIOR**  
 jreed@lee-associates.com  
 C 425.679.1681

**Aaron Mathieu**  
 amathieu@lee-associates.com  
 C 206.948.4670

**Carson Scott**  
 cscott@lee-associates.com  
 C 425.736.3752



We obtained the information above from sources we believe to be reliable. However, we have not verified its accuracy and make no guarantee, warranty or representation about it. It is submitted subject to the possibility of errors, omissions, change of price, rental or other conditions, prior sale, lease or financing, or withdrawal without notice. We include projections, opinions, assumptions or estimates for example only, and they may not represent current or future performance of the property. You and your tax and legal advisors should conduct your own investigation of the property and transaction.