

Located seven minutes from Boeing Everett Factory and Paine Field, this vibrant shopping center serves Mukilteo and Everett on East Casino Road with 17,869 vehicles/day. Planning is underway for the Everett Link Extension, adding 16 miles of light rail and six new stations, one being considered near Casino Square.

## RETAIL/OFFICE

758 SF Available  
\$22.00/RSF \$7.50 NNN



## RETAIL/OFFICE

3,206 SF Available  
\$18.00/RSF \$7.50 NNN



# CASINO SQUARE

EVERETT RETAIL FOR LEASE

205 E Casino Rd, Everett, WA 98208

ALEX VLASKI

425.505.2700

alexv@jshproperties.com

AARON BENNETT

206.859.4500

aaronb@jshproperties.com



JSH | PROPERTIES, INC.



**RETAIL/OFFICE**

758 SF Available  
\$22.00/RSF \$7.50 NNN



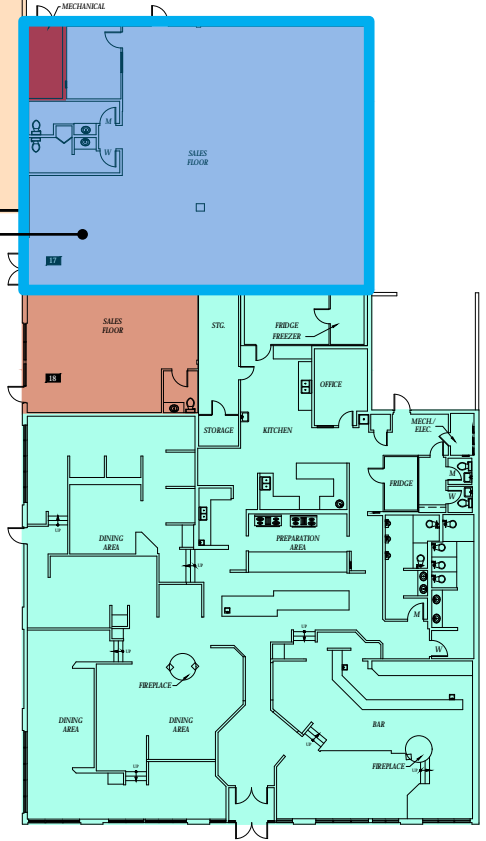
**RETAIL/OFFICE**

3,206 SF Available  
\$18.00/RSF \$7.50 NNN





**CASINO SQUARE SITE MAP**



**RETAIL/OFFICE**  
**758 SF AVAILABLE**  
**\$22.00/RSF + \$7.50 NNN**

**RETAIL/OFFICE**  
**3,206 SF AVAILABLE**  
**\$18.00/RSF + \$7.50 NNN**



*Parking*

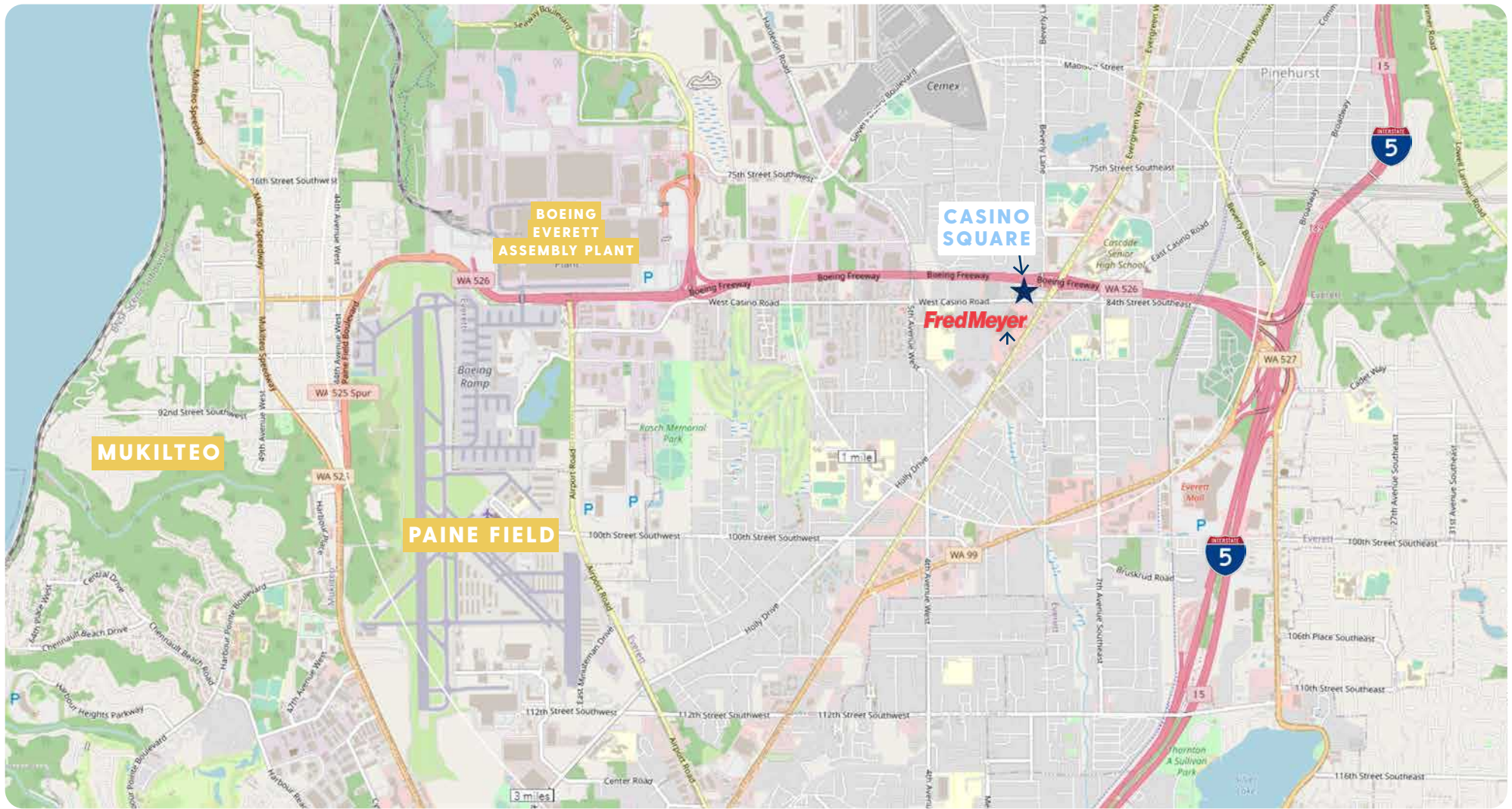
UNIT	TENANT	RSF
1	Manna Teriyaki	1,649
2/3	AT&T	1,422
4	Salon De Belleza	798
<b>5A</b>	<b>AVAILABLE</b>	<b>758</b>
5B	Panamex Notary Public	1,483
6	Bessero Western Boots	2,223
7	Everett Accident & Injury Clinic	1,806
8	Jaya Temple	3,413
9	La Mixteca	1,409
12	El Dorado Tortillas	4,397
14	Blue Lagoon Laundrymat	4,056
16	Datt Express	2,710
<b>17</b>	<b>AVAILABLE</b>	<b>3,206</b>
18	Blue Bay Spa	852
19	Birrieria Tijuana	7,460

CONTACT: [ALEXV@JSHPROPERTIES.COM](mailto:ALEXV@JSHPROPERTIES.COM), [AARONB@JSHPROPERTIES.COM](mailto:AARONB@JSHPROPERTIES.COM)

THE INFORMATION CONTAINED HEREIN HAS BEEN GIVEN TO US BY SOURCES WE DEEM RELIABLE. WE HAVE NO REASON TO DOUBT ITS ACCURACY, BUT WE DO NOT GUARANTEE IT. SITE PLANS NOT TO SCALE. ALL INFORMATION SHOULD BE VERIFIED PRIOR TO PURCHASE OR LEASE.

CASINO SQUARE RETAIL/OFFICE FOR LEASE | 3 |

JSHPROPERTIES.COM



**\$3,075**

AVG CONSUMER SPENDING  
ENTERTAINMENT/RECREATION  
(5 MILE RADIUS)



**\$4,659**

AVG CONSUMER SPENDING  
FOOD AWAY FROM HOME  
(5 MILE RADIUS)

2024 DEMOGRAPHICS	1 MILE	3 MILE	5 MILE
Population	21,920	115,876	246,290
Daytime Population	18,780	134,921	263,803
Households	8,431	44,351	94,389
Avg. HH Income	\$86,571	\$108,548	\$130,757

CONTACT: ALEXV@JSHPROPERTIES.COM, AARONB@JSHPROPERTIES.COM

THE INFORMATION CONTAINED HEREIN HAS BEEN GIVEN TO US BY SOURCES WE DEEM RELIABLE. WE HAVE NO REASON TO DOUBT ITS ACCURACY, BUT WE DO NOT GUARANTEE IT. SITE PLANS NOT TO SCALE. ALL INFORMATION SHOULD BE VERIFIED PRIOR TO PURCHASE OR LEASE.

CASINO SQUARE RETAIL/OFFICE FOR LEASE | 4 |

JSHPROPERTIES.COM



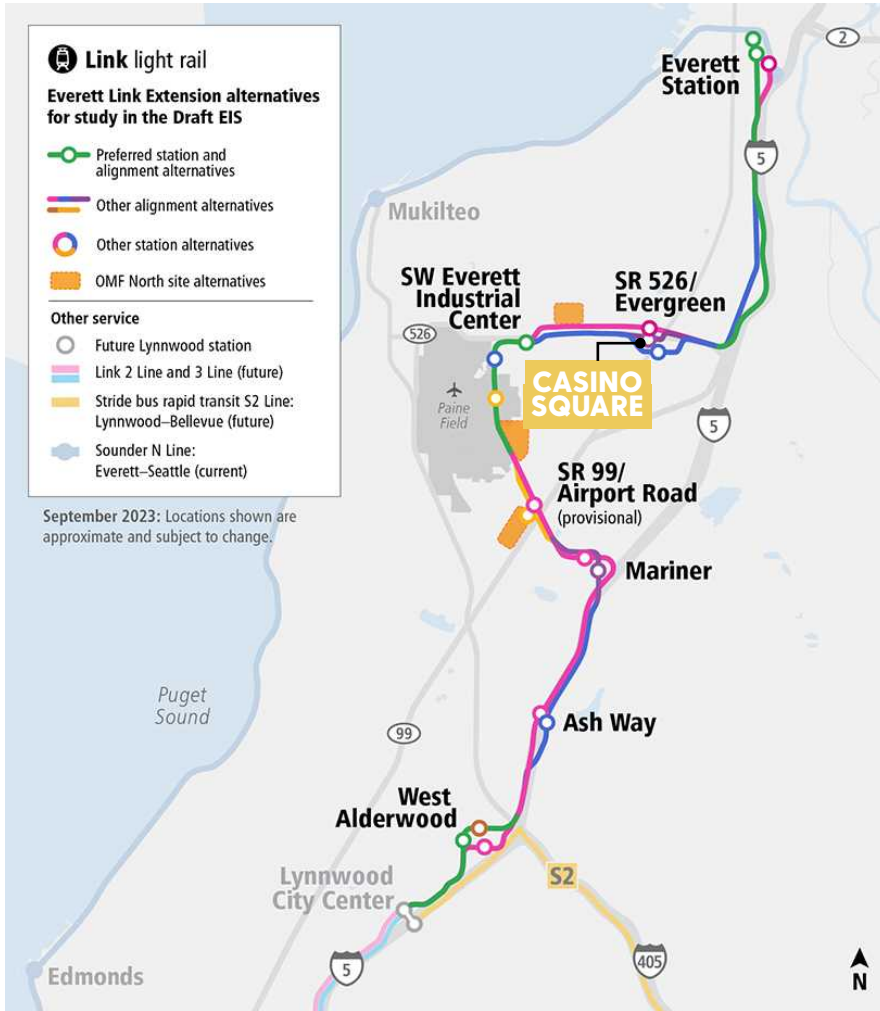


OPENING 2037-2041

# Everett Link Extension


Sound Transit will add 16 miles of light rail and six new stations connecting Snohomish County residents to the regional light rail network. Sound Transit is studying an additional provisional station in the planning process. This project will also include Operations and Maintenance Facility (OMF) North, a facility to support Link light rail operations. The project will connect the communities of Lynnwood, unincorporated Snohomish County, and Everett.

SR 526/Evergreen Station alternatives being studied. The Station alternatives being considered are labeled A, B, and E.



The **Everett Link Extension** will enhance transportation accessibility for local businesses and customers. Businesses located near these stations may benefit from increased foot traffic and potential customers from neighboring communities such as Lynnwood, unincorporated Snohomish County, and Everett.

KEY FACTS



246,290

Population



38.0

Median Age



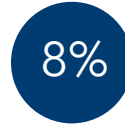
2.6

Average Household Size



\$130,757

Average Household Income (Esri)



8%

No High School Diploma



23%

High School Graduate



32%

Some College



37%

Bachelor's/Grad/Prof Degree

EMPLOYMENT



66%

White Collar



22%

Blue Collar



12%

Services



7,512

Total Businesses



138,153

Total Employees

BUSINESS

ANNUAL HOUSEHOLD SPENDING



\$2,789

Apparel & Services



\$330

Computers & Hardware



\$4,659

Eating Out



\$3,532

Travel



\$91

Theatre/Operas/Concerts



\$77

Movies/Museums/Parks



\$8,421

Groceries



\$8,227

Health Care



\$84

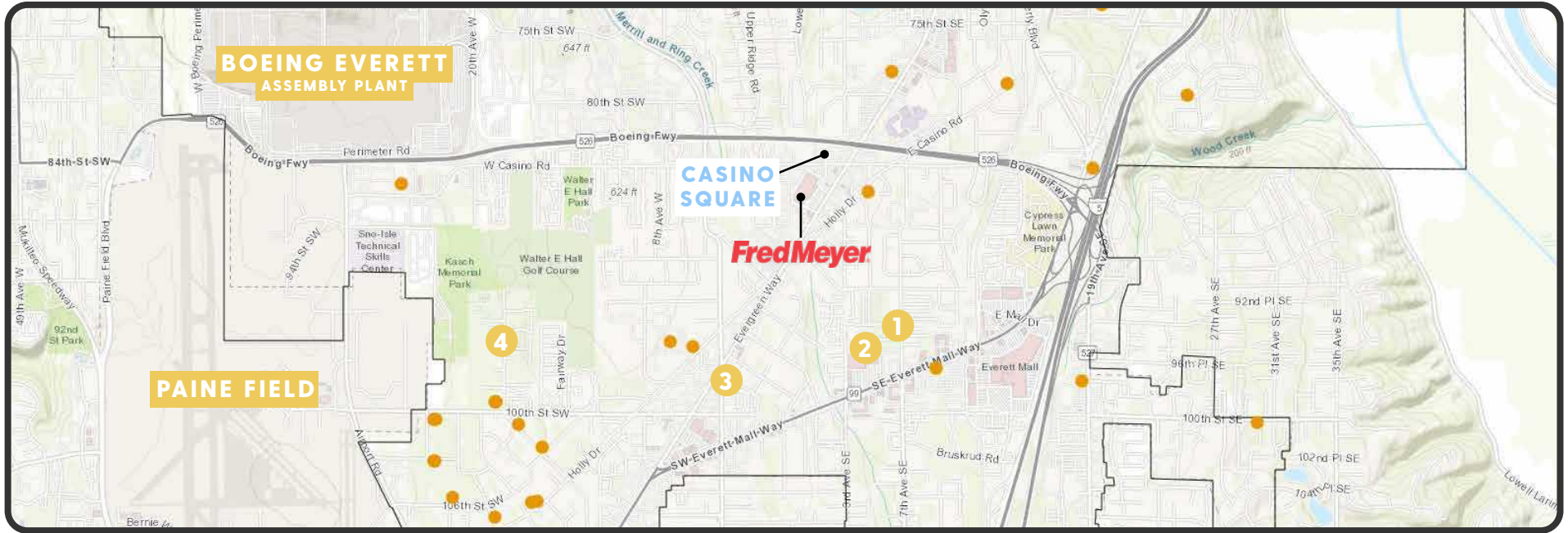
Sports Events



\$11

Online Games

ANNUAL LIFESTYLE SPENDING



Planned residential and commercial development in the area.

SOURCE: [https://maps.everettwa.gov/Html5Viewer/index.html?viewer=Active\\_Projects.Everett\\_Active\\_Projects](https://maps.everettwa.gov/Html5Viewer/index.html?viewer=Active_Projects.Everett_Active_Projects)



Photo Credit: Everett Herald

Paine Field is one of the region's largest and busiest airports, and serves as home base for the Boeing Company's facility at Paine Field, exclusively dedicated to the Triple Seven family of planes. This includes the present 777 Freighter, along with the new 777X, along with the occasional 767 Freighter.

In January, 2022, Qatar Airways placed a \$34 billion deal with Boeing for up to 50 Boeing 777X freighters (built in Boeing's Everett Plant) with delivery in 2027.

Currently, Alaska Airlines, United Airlines, American Airlines, and Delta Air Lines fly commercial flights out of Paine Field.

## RESIDENTIAL DEVELOPMENT

- 1 **Evergreen Contracting**  
20 UNIT  
Townhome Development
- 2 **Pacific Ridge Homes**  
45 UNIT LOTS  
Single Family Development
- 3 **IH Investors**  
12 UNIT  
Townhome Development
- 4 **Pacific Ridge Homes**  
10 UNIT LOTS  
Single Family Development