



**FOR LEASE | BUILD TO SUIT
GROUND LEASE**
11 Eagle Drive
Elma, WA 98541

NOW OPEN!



EAGLES LANDING
Carrie Walker | Ryan Haddock

First Western Properties—Tacoma Inc. | 253.472.0404
6402 Tacoma Mall Blvd, Tacoma, WA 98409 | fwp-inc.com

AVAILABLE

1,620 ± SF
ADJACENT TO STARBUCKS

UP TO 7,200 SF

PAD OPPORTUNITIES:

33,108 SF

34,014 SF

36,078 SF [PENDING LEASE]

- Options for Lease, Build to Suit, and Ground Lease
- New Medical Facility Across the Street
- Near Major Developments
- High Traffic Counts with 6,000 cars per day on Highway 12 and over 18,000 cars per day on Highway 8



Population



Average HH Income



Daytime Population

Regis - 2023

	Population	Average HH Income	Daytime Population
Mile 1	1,971	\$90,919	550
Mile 3	7,144	\$91,586	1,194
Mile 5	9,246	\$93,769	1,477

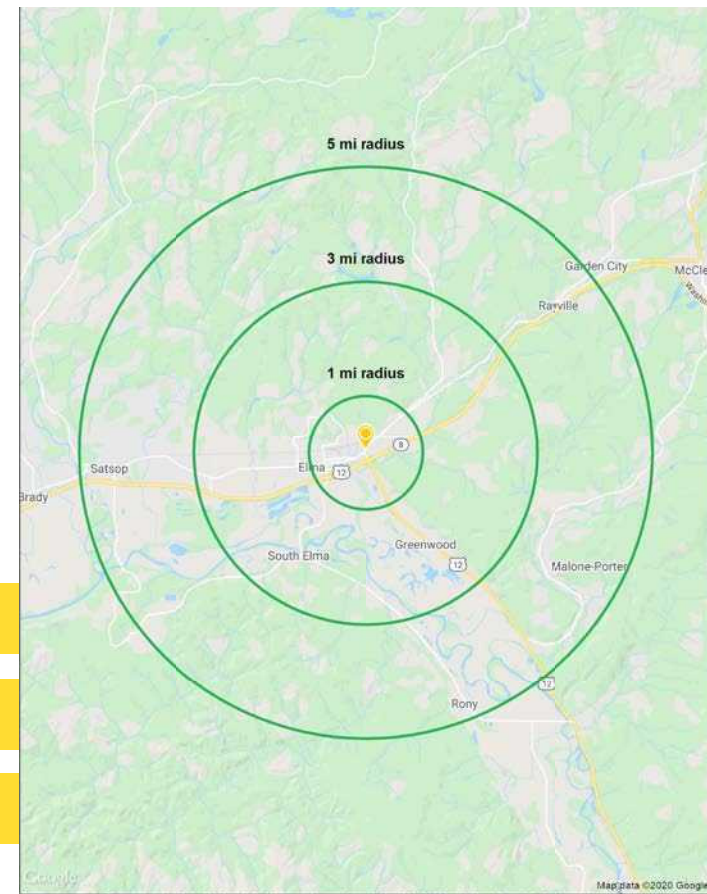
TENANTS



NOW OPEN!



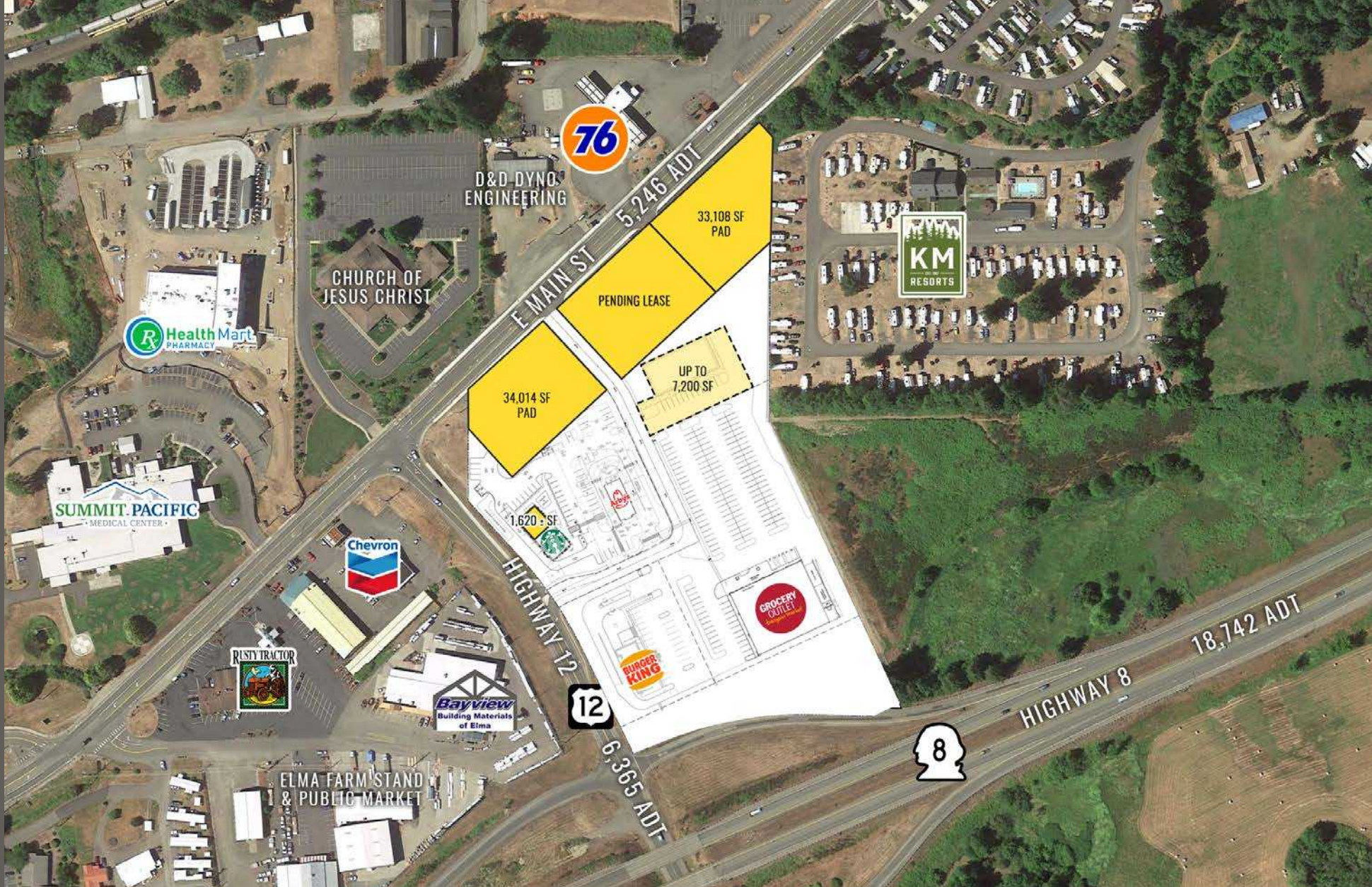
NOW OPEN!



SUMMARY



LOCATION DETAILS



Conveniently located at the intersection of Hwy 12 & Hwy 8

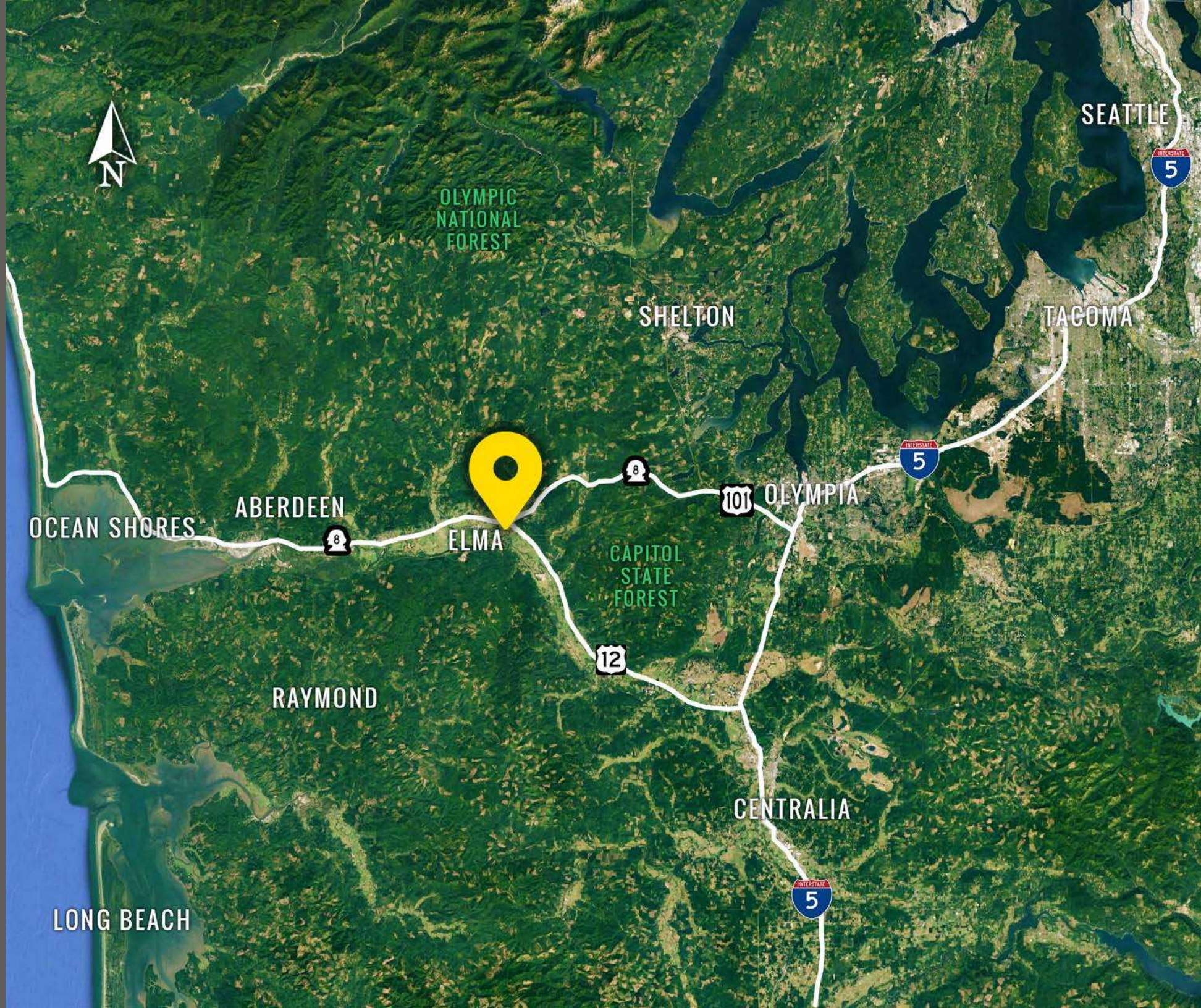


6,365 ADT Highway 12

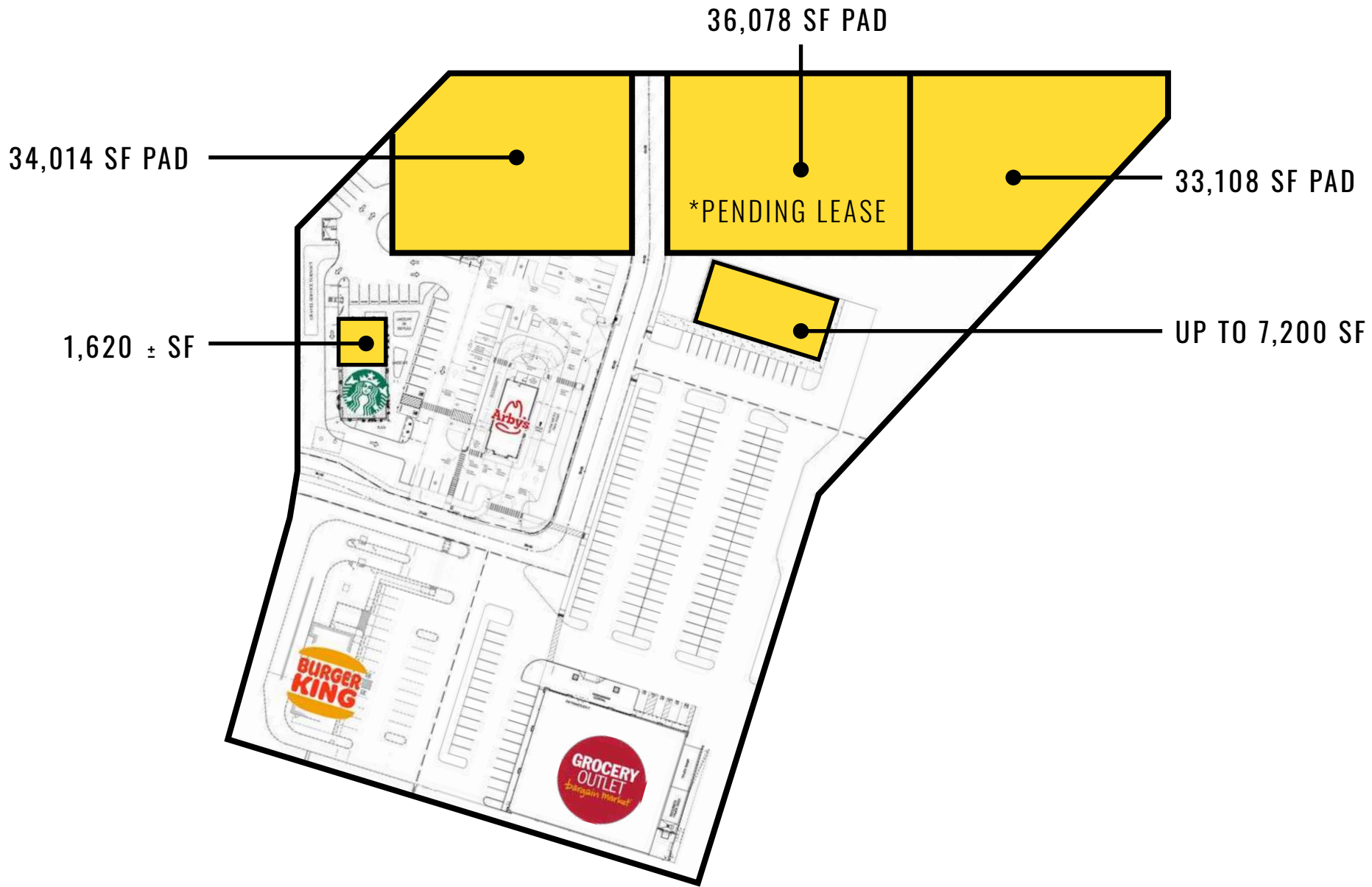


18,742 ADT Highway 8

LOCATION AERIAL




SITE PLAN




TACOMA | KIRKLAND | PORTLAND | SEATTLE

RELATIONSHIP FOCUSED.
RESULTS DRIVEN.

CARRIE WALKER


 253.284.3644

 carrie@firstwesternproperties.com



RYAN HADDOCK

 360.596.9151

 rhaddock@kiddermatthews.com



First Western Properties—Tacoma Inc. | 253.472.0404
6402 Tacoma Mall Blvd, Tacoma, WA 98409 | fwp-inc.com

© First Western Properties, Inc. DISCLAIMER: The above information has been secured from sources believed to be reliable, however, no representations are made to its accuracy. Prospective tenants or buyers should consult their professional advisors and conduct their own independent investigation. Properties are subject to change in price and/or availability without notice.