

28,500 SF

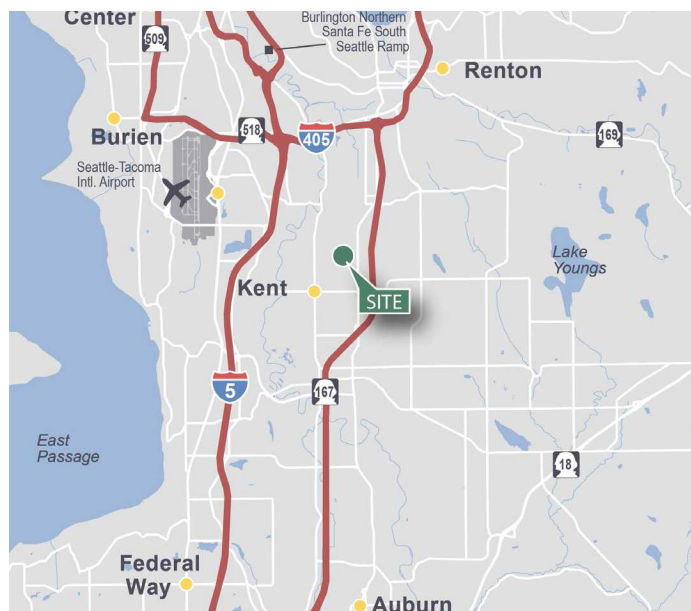
Industrial Space For Lease



Prologis Park Kent 44



7828 S 200th Street
Kent, WA 98032



LOCATION

- Great access to East Valley Highway
- Less than 10 miles to SeaTac International Airport

FACILITY

- 28,500 SF total with 5,205 SF of office space
- 22' Clear Height
- 2 Dock High Doors
- 1 Grade Level Door (oversized)
- 600 amps of 120V
- Available 1/1/2025

ADVANTAGES AND AMENITIES

- Large truck court
- End cap space
- Small fenced yard area

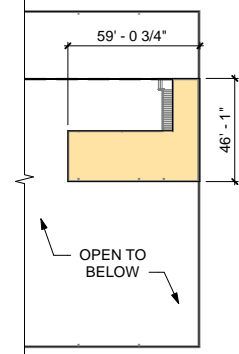
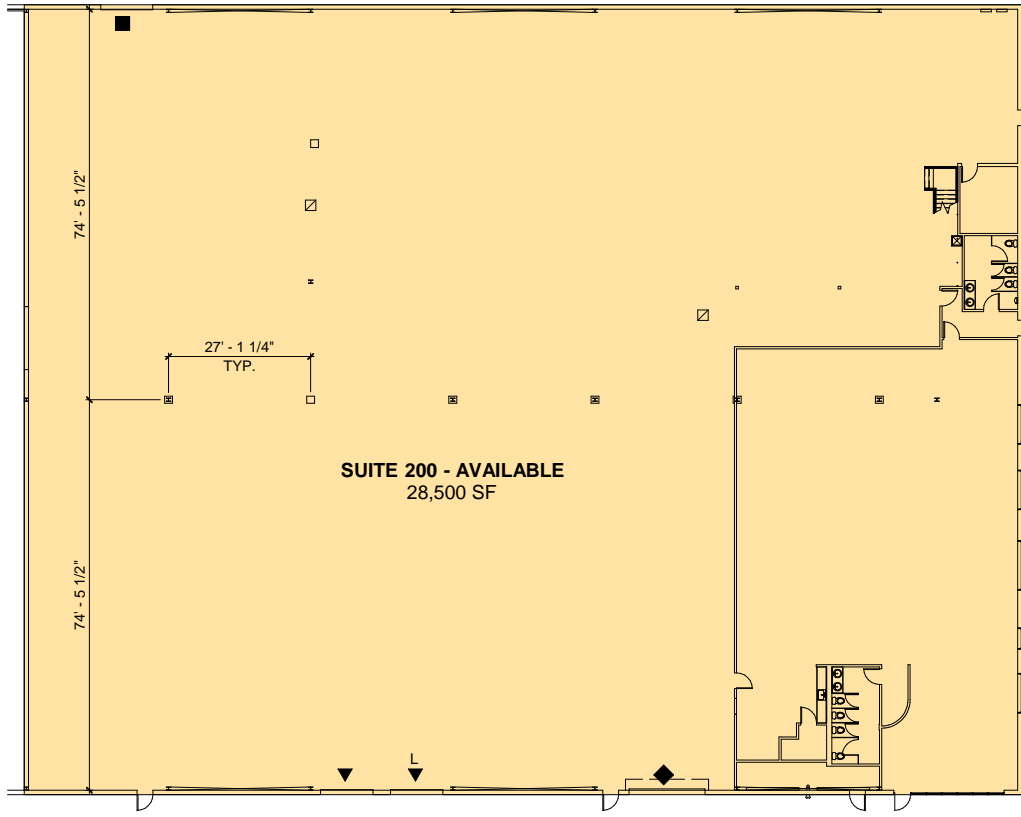
Your single-source service for efficient move-in and operations: [prologisessentials.com](https://www.prologisessentials.com)

28,500 SF

Industrial Space For Lease

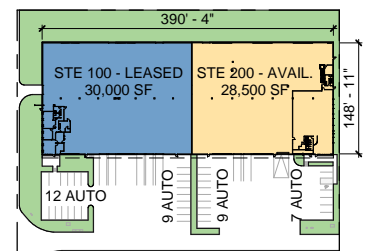


Prologis Park Kent 44



MEZZANINE
1" = 50'-0"
NORTH

AVAILABLE OFFICE & WAREHOUSE
3/64" = 1'-0"
NORTH



S 200TH ST.

SITE PLAN
1" = 150'-0"
NORTH

NEWMARK

Newmark

TAYLOR HOFF, SIOR
taylor.hoff@nrmk.com
ph +1 425 362 1388
10900 NE 4th Street, Suite 1430
Bellevue, WA 98004

Newmark

THAD MALLORY, SIOR
thad.mallory@nrmk.com
ph +1 425 362 1410
10900 NE 4th Street, Suite 1430
Bellevue, WA 98004

Newmark

CAM WARREN
cam.warren@nrmk.com
ph +1 425 362 1395
10900 NE 4th Street, Suite 1430
Bellevue, WA 98004

Prologis

LUCCA MERLINO
lmerlino@prologis.com
ph +1 206 414 7621
33930 Weyerhaeuser Way S., Suite 100
Federal Way, WA 98001