

PEAK 410

BUILDING 5 FOR LEASE OR SALE

Construction Nearly Complete with
September 2024 Delivery

22911 SR 410 E BONNEY LAKE, WA 98391

PEAK410.COM

 PROPERTY PHOTOS

 PEAK
DESIGN

 **Kidder
Mathews**

Building 5

\$0.85/SF SHELL
ASKING RATE*

\$1.50/SF
OFFICE ADD-ON

\$0.26
EST. NNN

For Lease or For Sale

Total SF 134,362 SF

Available SF ±25,000 - 134,362 SF

Mezzanine Office ±5,173 - 11,253 SF

Dimensions 500' x 210'

Dock Doors 28

Drive-In Doors 8

Clear Height 36'

Office Area BTS

Truck Courts 130'

Column Spacing 50' x 60'

Fire Protection ESFR

Parking 174 stalls

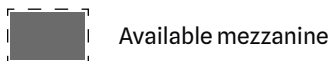
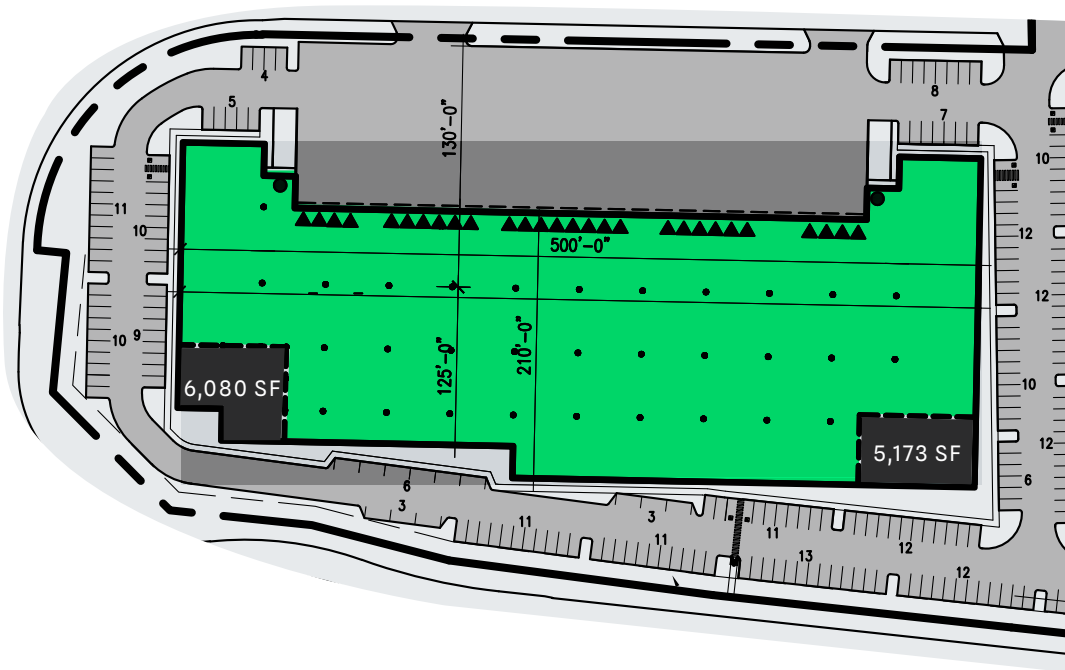
Trailer Parking N/A

Lighting Motion sensor LED

Electric ±2,000 amps

Floors 6" reinforced slab

Roof R34 and TPO membrane



*Rates are subject to change and are deal dependent

Configuration

230,792

BUILDING 1 SF

133,701

BUILDING 2 SF

165,055

BUILDING 3 SF

56,547

BUILDING 4 SF

134,362

BUILDING 5 SF

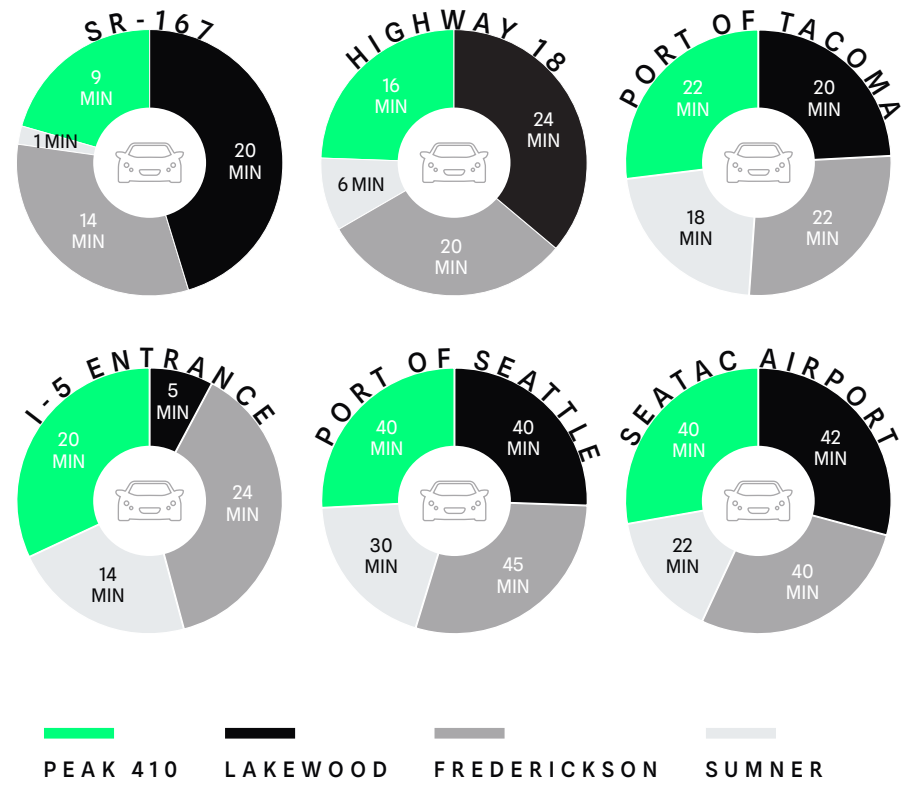
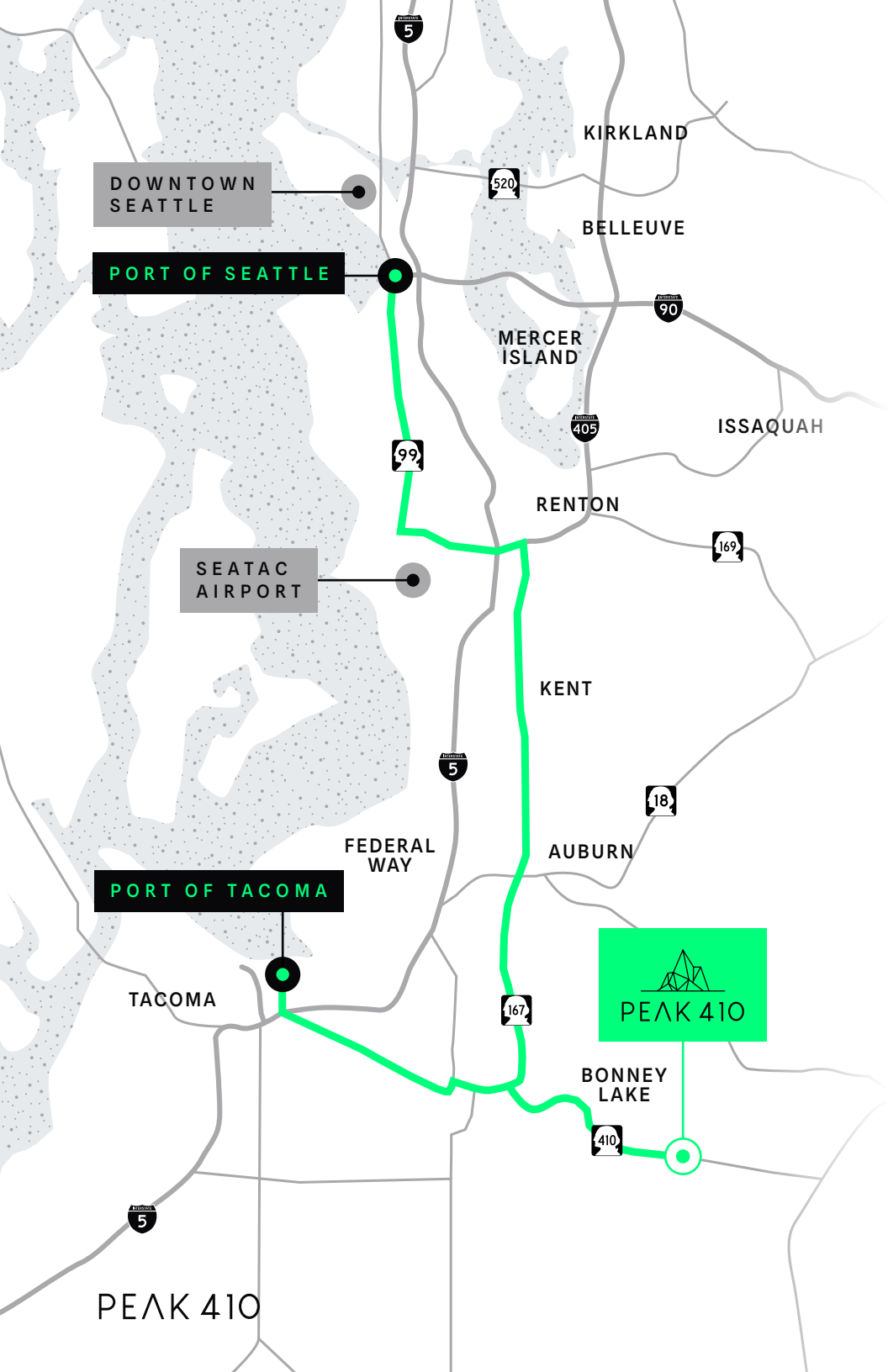
66,284

BUILDING 6 SF

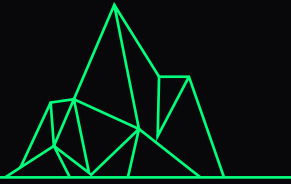


Perfectly connected.

Peak 410 easily accesses major freeways and interstate highways.



PEAK 410



PEAK 410

22911 STATE ROUTE 410 E | BONNEY LAKE, WA 98391

LEASING BY

MATT MCLENNAN, SIOR, CCIM
253.722.1458
matt.mclennan@kidder.com

KRAIG HEETER, SIOR
206.248.7313
kraig.heeter@kidder.com

PEAK410.COM



This information supplied herein is from sources we deem reliable. It is provided without any representation, warranty, or guarantee, expressed or implied as to its accuracy. Prospective Buyer or Tenant should conduct an independent investigation and verification of all matters deemed to be material, including, but not limited to, statements of income and expenses. Consult your attorney, accountant, or other professional advisor.

