

27,560 SF

Industrial Space For Lease



Prologis Park Seattle 4



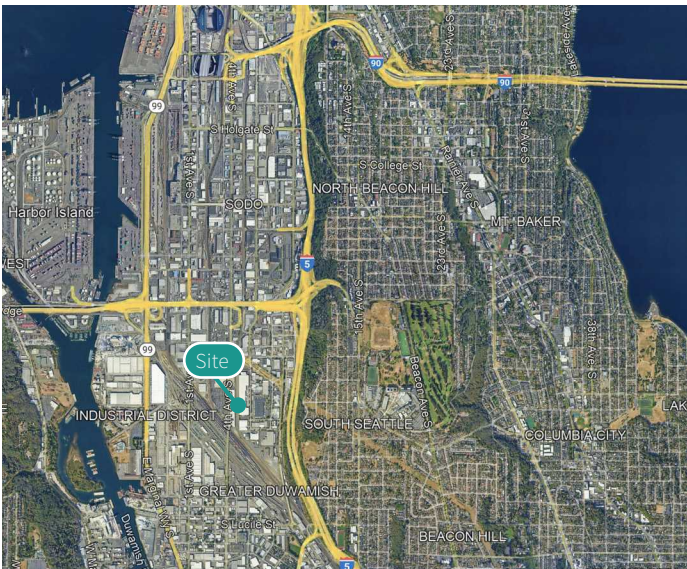
4201 6th Ave S, Suite 600
Seattle, WA 98108

LOCATION

- Great access to I-5 & I-90
- Strategic location to Seattle and the Greater Eastside

FACILITY

- 27,450 SF
- 5 Dock High Doors
- Levelers on each Dock High Door
- ±32' Clear Height
- End Cap Space



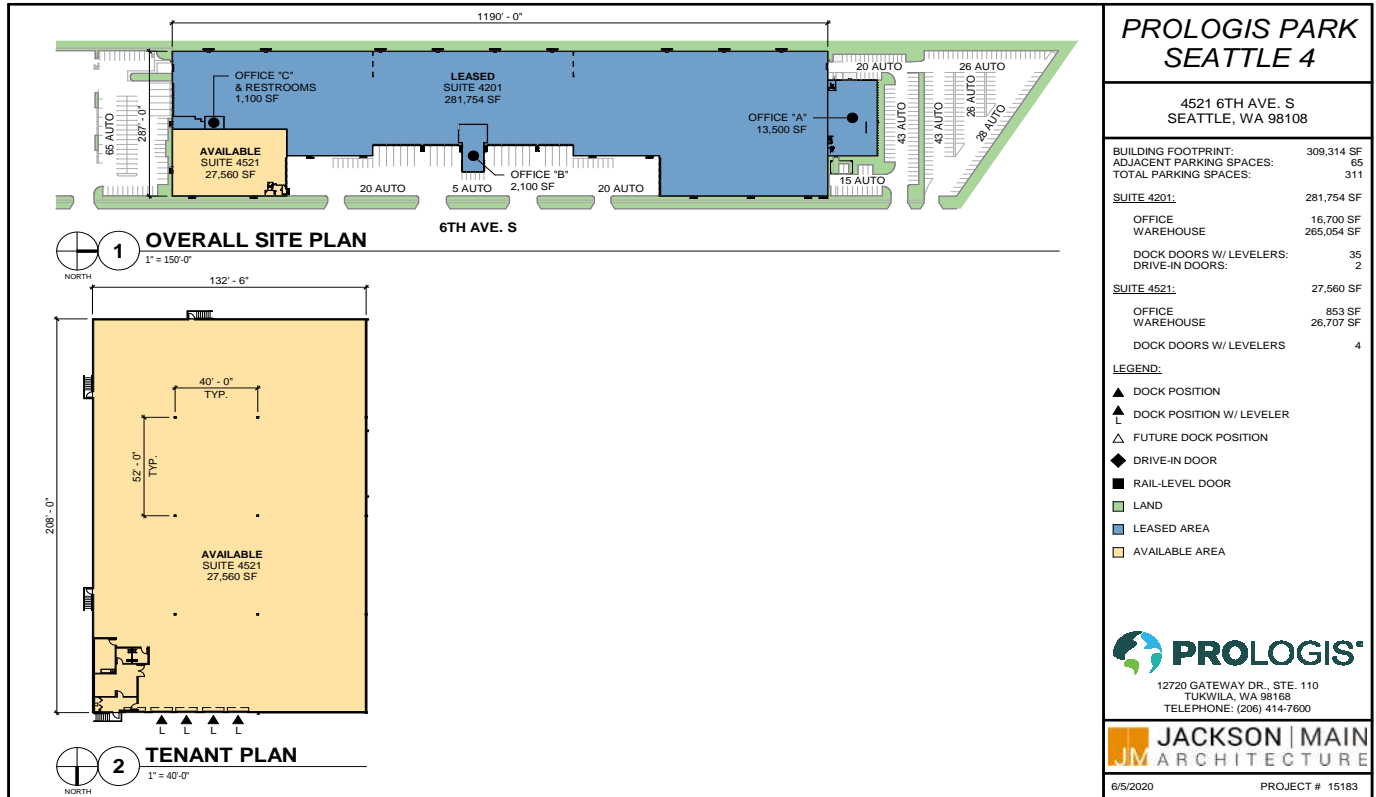
**Your single-source service for efficient move-in
and operations: prologisessentials.com**

27,560 SF

Industrial Space For Lease



Prologis Park Seattle 4



NEWMARK

Newmark

Evan Lugar
evan.lugar@nrmk.com
ph +1 425 362 1403
10900 NE 4th St, Suite 1430
Bellevue, WA 98004

Newmark

Thad Mallory, SIOR
thad.mallory@nrmk.com
ph +1 425 362 1410
10900 NE 4th St, Suite 1430
Bellevue, WA 98004

Prologis

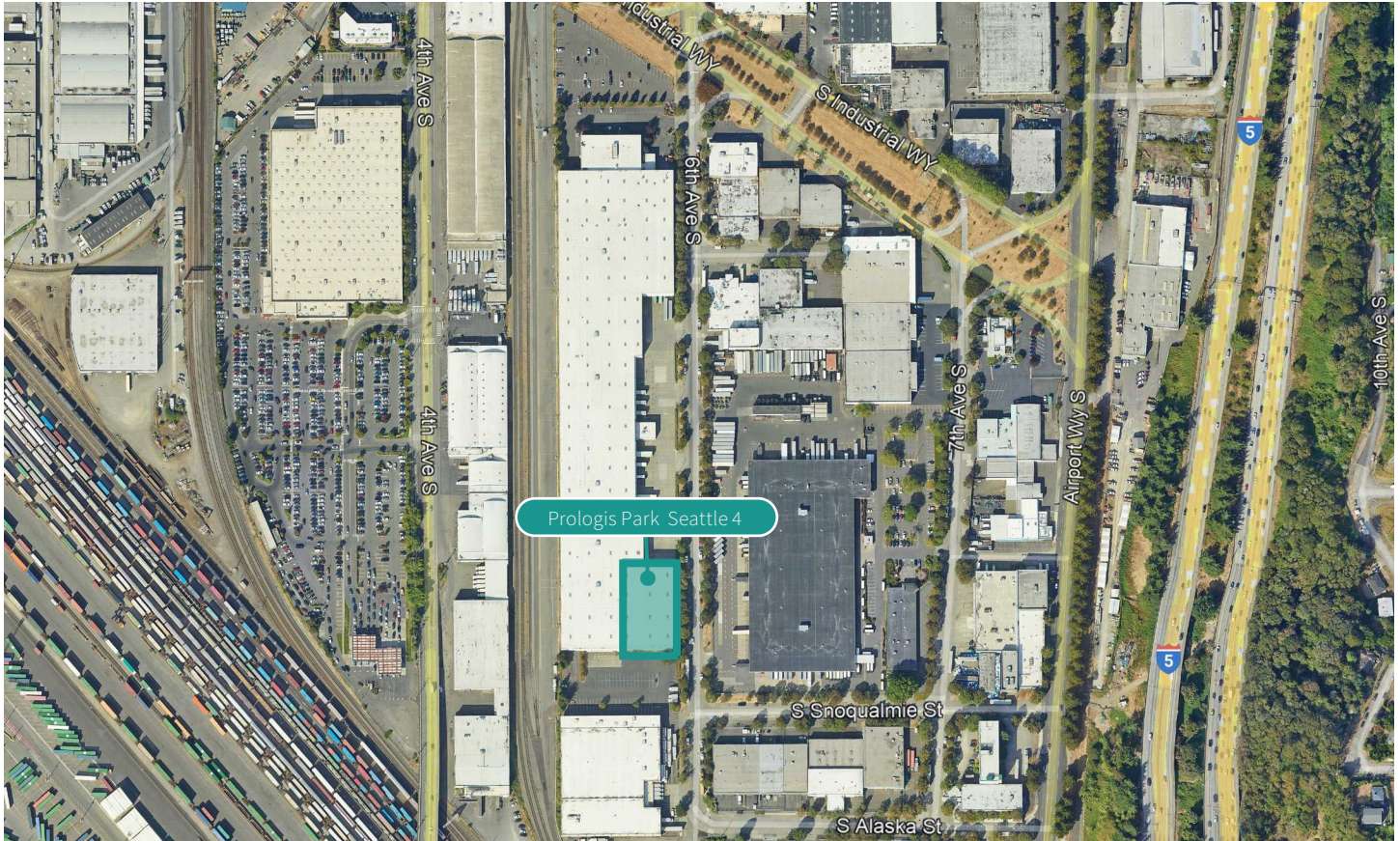
Richard Kolpa
RKolpa@prologis.com
ph +1 206 414 7610
5900 Airport Way S, Suite 300
Seattle, WA 98108

27,560 SF

Industrial Space For Lease



Prologis Park Seattle 4



NEWMARK

Newmark

Evan Lugar
evan.lugar@nmrk.com
ph +1 425 362 1403
10900 NE 4th St, Suite 1430
Bellevue, WA 98004

Newmark

Thad Mallory, SIOR
thad.mallory@nmrk.com
ph +1 425 362 1410
10900 NE 4th St, Suite 1430
Bellevue, WA 98004

Prologis

Richard Kolpa
RKolpa@prologis.com
ph +1 206 414 7610
5900 Airport Way S, Suite 300
Seattle, WA 98108