

CREEKSIDE

YOUR BUSINESS ADVANTAGE



A CENTRALLY LOCATED, AMENITY-RICH OFFICE CAMPUS IN A PARK-LIKE SETTING



THREE 4 STORY BUILDINGS
218,650 SF OFFICE CAMPUS





WORK AND LIFE, RE-BALANCED

Creekside is strategically located in the center of Puget Sound's workforce. Easily accessible by 4 major highways and the Seattle-Tacoma International Airport, tenants can easily conduct business on a regional, national, or international basis. With convenient onsite amenities and ample parking, this serene location is the perfect setting for your workforce to thrive.

ON-SITE AMENITIES



AVANTI
SELF-SERVE MARKET



OUTDOOR
RELAXATION AREAS



SHOWER
FACILITIES



AMPLE PARKING
(4/1,000 SF)



PROPERTY
MANAGEMENT



CONFERENCE
ROOM

NEARBY AMENITIES



CHILD
CARE



FITNESS
CENTER



CAFES
AND RESTAURANTS



SOUTHCENTER
MALL

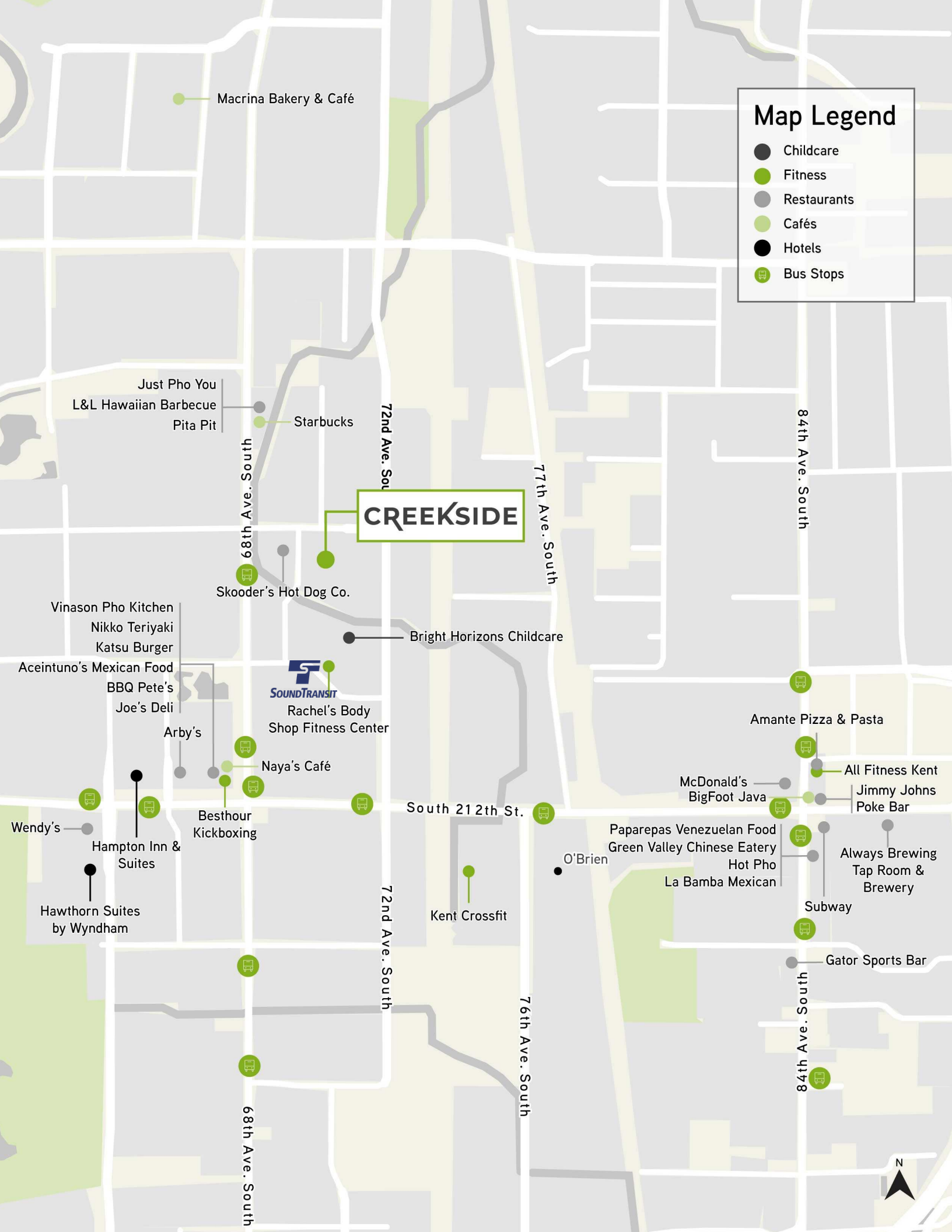


METRO
STOPS

Map Legend

- Childcare
- Fitness
- Restaurants
- Cafés
- Hotels
- Bus Stops

CREEKSIDE



Macrina Bakery & Café

Just Pho You
L&L Hawaiian Barbecue
Pita Pit

Starbucks

72nd Ave. South

77th Ave. South

84th Ave. South

68th Ave. South

Skooder's Hot Dog Co.

Bright Horizons Childcare

Vinason Pho Kitchen
Nikko Teriyaki
Katsu Burger
Aceintuno's Mexican Food
BBQ Pete's
Joe's Deli

SOUNDTRANSIT

Rachel's Body Shop
Shop Fitness Center

Arby's

Naya's Café

Amante Pizza & Pasta

McDonald's
BigFoot Java

All Fitness Kent
Jimmy Johns
Poke Bar

Wendy's
Hampton Inn & Suites

Besthour
Kickboxing

South 212th St.

Paparepas Venezuelan Food
Green Valley Chinese Eatery
Hot Pho
La Bamba Mexican

Always Brewing
Tap Room & Brewery

Hawthorn Suites
by Wyndham

Kent Crossfit

Subway

Gator Sports Bar

68th Ave. South

72nd Ave. South

76th Ave. South

84th Ave. South

N

IN THE CENTER OF IT ALL

Centrally located in the growing Kent Valley at the nexus of Seattle, Bellevue, and Tacoma, Creekside is easily accessible via the I-5, I-405 & SR-167 highways, allowing your business to attract talent from many areas.

An aerial photograph of the Creekside business park. The image shows several large, modern office buildings with flat roofs and multiple stories, surrounded by extensive parking lots filled with cars. The buildings are interspersed with green trees and landscaped areas. In the background, there are more industrial-style buildings and a highway interchange. The overall scene is a well-developed commercial area.



CREEKSIDE

CREEKSIDE

ONE



SUITE	FLOOR PLAN	TOUR	SIZE	COMMENTS	AVAILABLE
220	VIEW FLOOR PLAN		4,391 SF	Southwest corner suite with extensive window line. Open work space with large kitchen / break room, work room, three private offices, and two conference rooms	Vacant
250	VIEW FLOOR PLAN		1,542 SF	Northeast facing suite with six private offices	6/1/2025
260	VIEW FLOOR PLAN		1,699 SF	Three private offices and open work area.	8/1/2025
270	VIEW FLOOR PLAN		1,125 SF	North facing suite with three private offices	30 - 60 Days
290	VIEW FLOOR PLAN		2,486 SF	Market ready, northwest corner suite with open workspace, two private offices and kitchen	Vacant
260/270/290	VIEW FLOOR PLAN		5,310 SF	Suites 260, 270, and 290 can be combined for a total of 5,310 SF.	8/1/2025
350	VIEW FLOOR PLAN		6,850 SF	Southwest facing suite with an extensive window line and open work space	5/1/2025

TWO

SUITE	FLOOR PLAN	TOUR	SIZE	COMMENTS	AVAILABLE
210	VIEW FLOOR PLAN		5,230 SF	Northeast corner suite with seven private offices, three conference rooms, open workspace	Vacant
220	VIEW FLOOR PLAN		3,248 SF	Southwest facing suite with four private offices, two conference rooms, a kitchenette with break area, and storage	Vacant
300	VIEW FLOOR PLAN		19,506 SF	White box condition, ready for tenant improvements	Vacant
210/220/300	VIEW FLOOR PLAN		27,868 SF	Suites 210 and 220 can be combined with Suite 300 for a total of 27,868 SF	Vacant

THREE

SUITE	FLOOR PLAN	TOUR	SIZE	COMMENTS	AVAILABLE
150	VIEW FLOOR PLAN		3,989 SF	Ground level suite off of the lobby with an extensive window line	Vacant
201	VIEW FLOOR PLAN		5,479 SF	Northeast corner suite with elevator lobby exposure, nine private offices, a kitchen with a break room, and a conference room	12/1/2024
300	VIEW FLOOR PLAN		8,800 SF	South facing suite with majority open workspace, two private offices, a conference room and storage	Vacant
301	VIEW FLOOR PLAN		3,222 SF	East facing with five private offices, kitchen, work area, open space, and three conference rooms.	Vacant
350	VIEW FLOOR PLAN		5,945 SF	Northwestern facing suite with open workspace along window line, reception area, five private offices, and two conference rooms	Vacant
300/350	VIEW FLOOR PLAN		14,745 SF	Suites 300 and 350 can be combined for a total of 14,745 SF	Vacant
400	VIEW FLOOR PLAN		19,529 SF	Full floor with a mix of private offices, conference rooms, and open workspace	6/1/2025





CREEKSIDE

20415-20435 72ND AVENUE S, KENT, WA



SAM ZIEMBA
+1 425 974 4005
sam.ziemba@jll.com

JAKE BOS
+1 425 974 4086
jake.bos@jll.com

BAILEY HALLIS
+1 425 974 4009
bailey.hallis@jll.com



JLL disclaimer. Although information has been obtained from sources deemed reliable, neither Owner nor JLL makes any guarantees, warranties or representations, express or implied, as to the completeness or accuracy as to the information contained herein. Any projections, opinions, assumptions or estimates used are for example only. There may be differences between projected and actual results, and those differences may be material. The Property may be withdrawn without notice. Neither Owner nor JLL accepts any liability for any loss or damage suffered by any party resulting from reliance on this information. If the recipient of this information has signed a confidentiality agreement regarding this matter, this information is subject to the terms of that agreement. ©2024. Jones Lang LaSalle Brokerage, Inc. All rights reserved.