




BELLEVUE TOWERS

430 106TH AVENUE NE | BELLEVUE, WA 98004

430 106TH AVENUE NE

BELLEVUE, WA 98004



7,176 SF

RETAIL / RESTAURANT

CALL

FOR RATES

\$18.69

NNN PER SQUARE FOOT



150k
TOTAL
POPULATION

163k
DAYTIME
POPULATION


\$247k
AVG. HOUSEHOLD
INCOME

14k
BUSINESSES

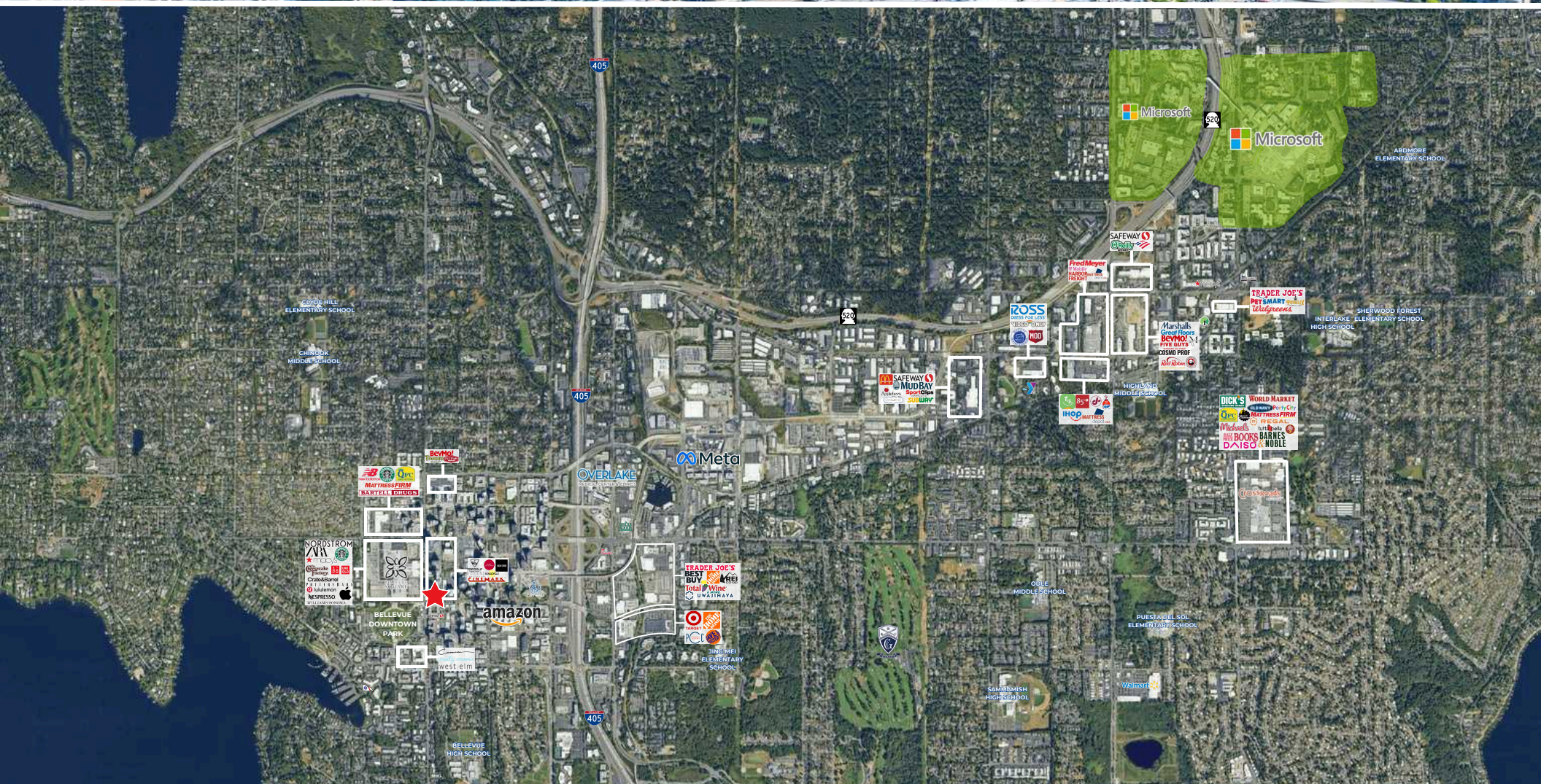
87.5%
ADULTS WITH
COLLEGE EDUCATION

120k
EMPLOYEES

*2024 PROJECTIONS FOR BELLEVUE, WA. COLLECTED VIA SITESUSA



- Premier Location in Downtown Bellevue
- Close Proximity to Bellevue Square
- Located on 25,000+ VPD Intersection
- Dedicated Retail Parking





ADAM GREENBERG

SENIOR VICE PRESIDENT | PARTNER
ADAM@PAADVISORS.COM
425.503.1339



TYSON CLARKE

SENIOR VICE PRESIDENT | PARTNER
TYSON@PAADVISORS.COM
360.319.4855