

km Kidder Mathews



2 BUILDING SPACE
AVAILABLE 1,250 - 5,000 SF

EAST TOWN CROSSING

Now Under Construction

1,250 - 2,500 SF

BUILDING A SUITE 102

Retail & Professional Space Available for Lease

1,250 - 2,500 SF

BUILDING A SUITE 103

INTERSECTION OF SHAW RD & E PIONEER, PUYALLUP, WA 98372

*Retail/Professional Space
Available for Lease in Puyallup*

PROPERTY OVERVIEW

Prime retail professional space

Excellent visibility

Shaw road frontage

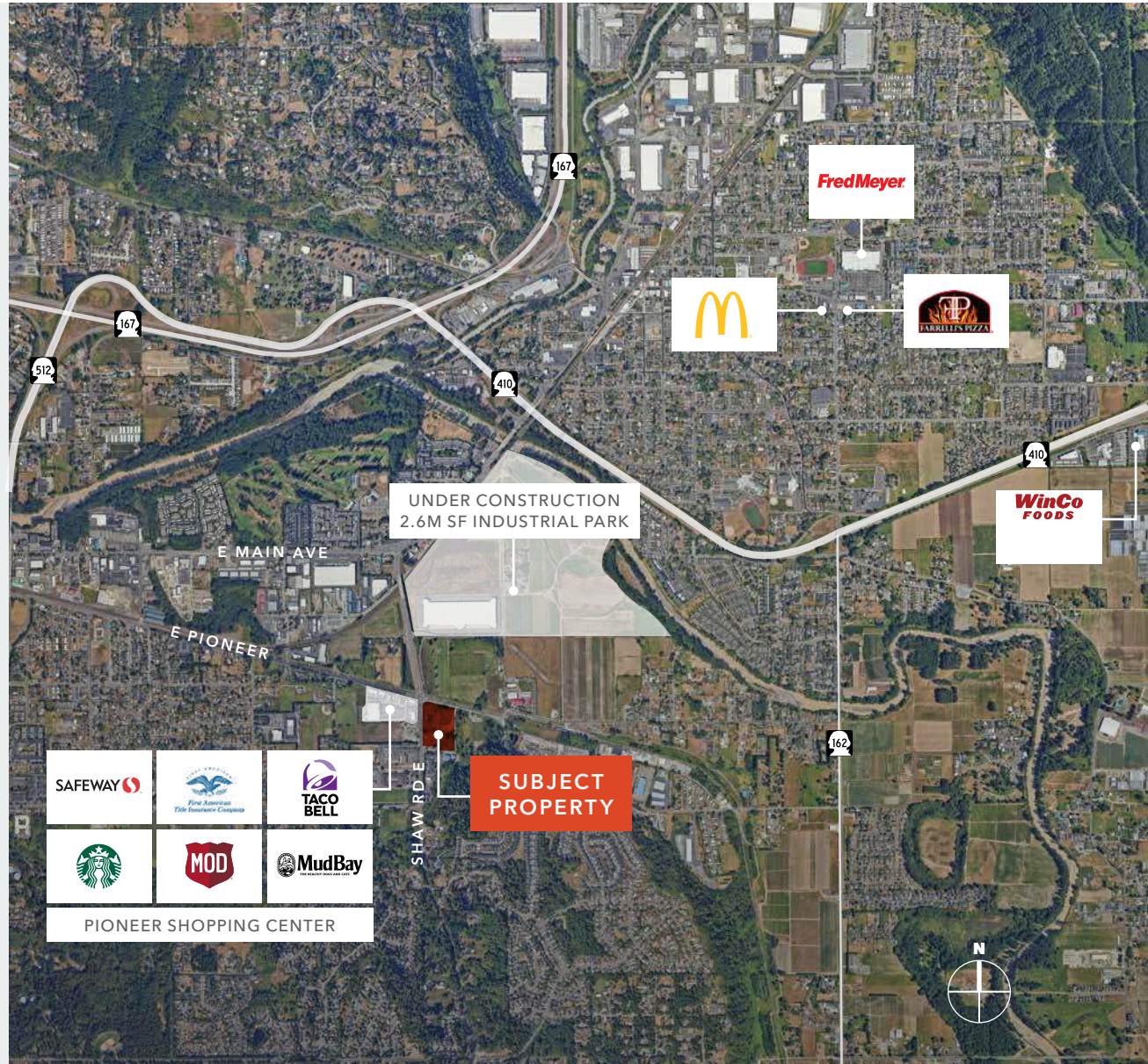
Abundant parking

Signalized access

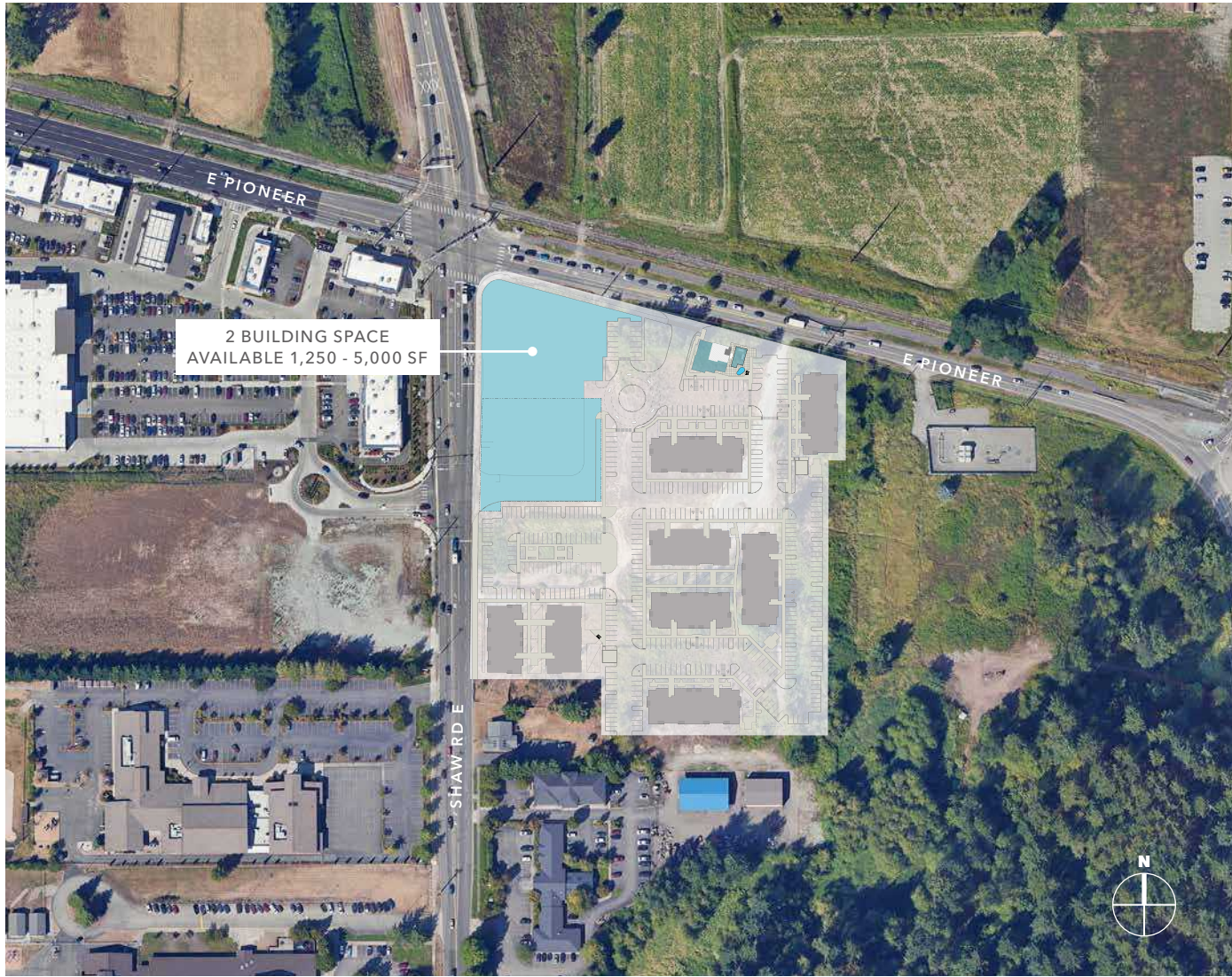
Across from Safeway, Starbucks, Mod Pizza, Taco Bell, and others

DEMOGRAPHIC

	1 Mile	2 Miles	3 Miles	5 Miles
ESTIMATED POPULATION	7,756	32,159	59,572	166,448
AVG HOUSEHOLD INCOME	\$147,947	\$126,385	\$123,687	\$146,631
AVG AGE	36.8	39.2	38.8	37.9



RETAIL/PROFESSIONAL SPACE AVAILABLE



2

BUILDING SPACE
AVAILABLE

NOW

AVAILABLE

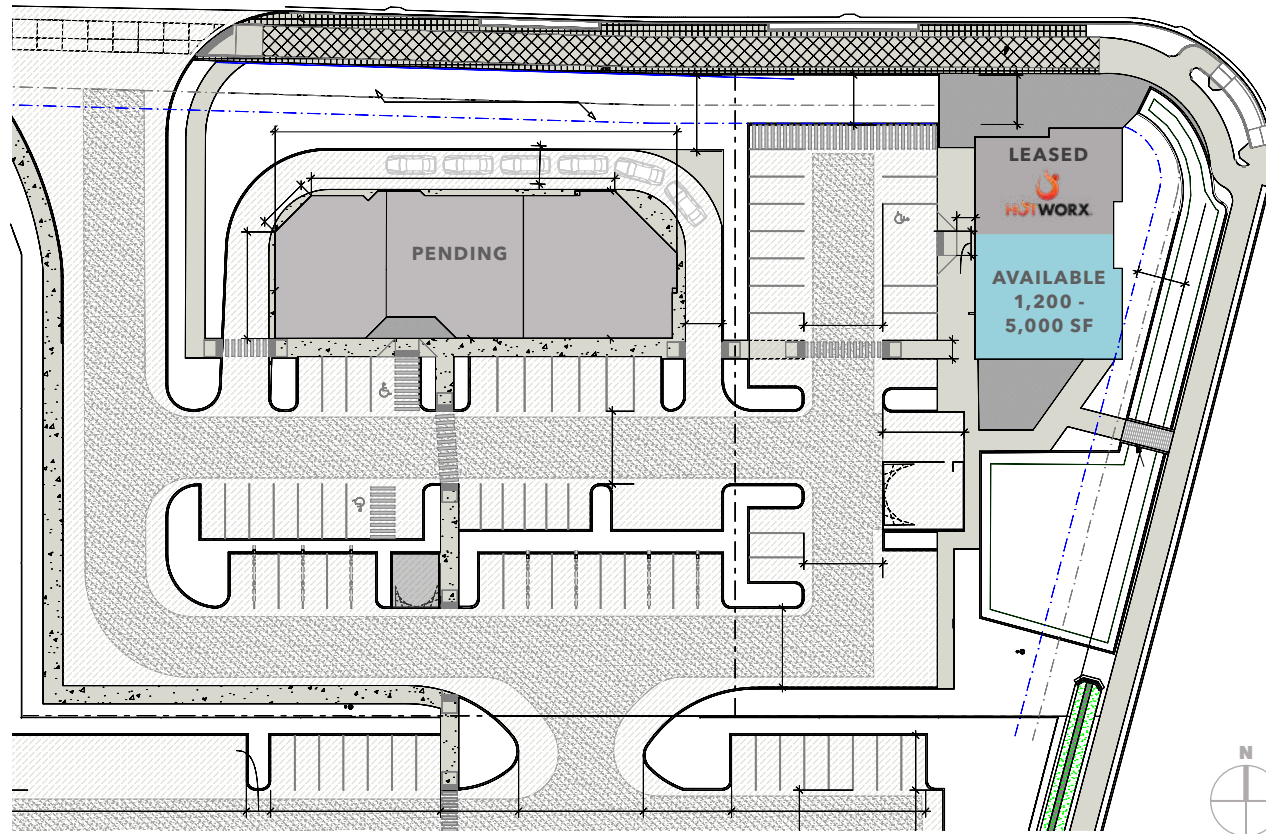
UNDER

CONSTRUCTION

PRICING

CONTACT BROKER

RETAIL/PROFESSIONAL SPACE AVAILABLE BUILDING A & B



3

SPACES AVAILABLE

PRICING

CONTACT BROKER

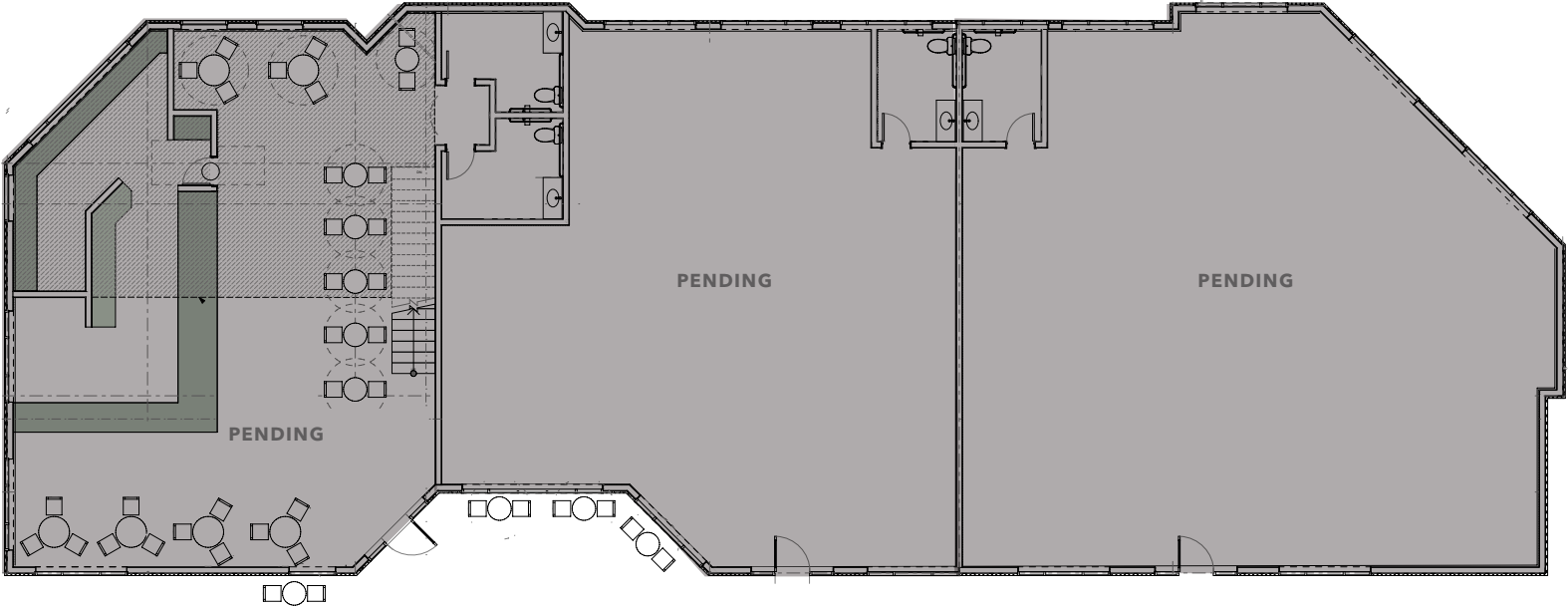
BUILDING A

Suite	Status	Total SF
101	PENDING	2,500 SF
102	AVAILABLE	1,250 SF
103	AVAILABLE	1,250 SF
102 & 103	AVAILABLE	2,500 SF

BUILDING B

Suite	Status	Total SF
101	PENDING	1,200 - 2,500 SF
102	PENDING	
103	PENDING	

BUILDING B SITE PLAN



DEMOGRAPHICS

POPULATION

	1 Mile	3 Miles	5 Miles
2023 TOTAL	7,756	59,572	166,448
2028 PROJECTION	7,519	59,158	170,812
2020 CENSUS	7,540	59,778	163,375
PROJECTED GROWTH 2023 - 2028	-0.6%	-0.1%	0.5%

MEDIAN AGE & GENDER

	1 Mile	3 Miles	5 Miles
MEDIAN AGE	36.8	38.8	38.8
% FEMALE	49.4%	50.9%	50.9%
% MALE	50.6%	49.1%	49.1%

HOUSEHOLDS

	1 Mile	3 Miles	5 Miles
2023 TOTAL	2,960	23,861	62,695
2028 PROJECTED	2,838	23,523	63,672
2020 CENSUS	2,796	23,612	61,173
GROWTH 2023 - 2028	-0.8%	-0.3%	0.3%
OWNER-OCCUPIED	61.3%	61.8%	63.4%
RENTER-OCCUPIED	38.7%	38.2%	36.6%

INCOME

	1 Mile	3 Miles	5 Miles
2023 AVERAGE HH INCOME	\$147,947	\$123,687	\$136,847
2028 PROJECTED HH INCOME	\$170,744	\$136,568	\$110,809
ANNUAL CHANGE 2023 - 2028	3.1%	2.1%	1.4%

EMPLOYMENT

	1 Mile	3 Miles	5 Miles
TOTAL BUSINESSES	417	3,295	6,529
TOTAL EMPLOYEES	2,840	30,129	54,323
WHITE COLLAR WORKERS	2,339	18,365	52,330
BLUE COLLAR WORKERS	1,883	13,272	37,193

EDUCATION

	1 Mile	3 Miles	5 Miles
SOME HIGH SCHOOL	3.9%	4.3%	4.2%
HIGH SCHOOL DIPLOMA	22.2%	27.8%	27.4%
SOME COLLEGE	23.8%	24.9%	24.6%
ASSOCIATE	17.1%	12.0%	12.3%
BACHELOR'S	20.6%	19.3%	20.0%
GRADUATE	10.8%	9.0%	9.5%

Data Source: ©2023, Sites USA



EAST TOWN CROSSING

*For more information on
this property, please contact*

JEROME O'LEARY

T 253.779.9292

C 253.732.2600

jerome.oleary@kidder.com

KIDDER.COM

This information supplied herein is from sources we deem reliable. It is provided without any representation, warranty, or guarantee, expressed or implied as to its accuracy. Prospective Buyer or Tenant should conduct an independent investigation and verification of all matters deemed to be material, including, but not limited to, statements of income and expenses. Consult your attorney, accountant, or other professional advisor.

