




## Property Specifications

PREMISES	<b>Building B</b> 20009 85th Ave S Kent, WA 98031
SPACE AVAILABLE	18,000 SF - 36,000 SF
OFFICE SIZE	1,775 SF - 3,809 SF
COOLER SIZE	±6,500 SF
CLEAR HEIGHT	24'
SPRINKLERS	Wet System
COLUMN SPACING	60' x 25'
LOADING	<ul style="list-style-type: none"> <li>• 7 Dock High (9'8" x 10')</li> <li>• 1 Grade Level</li> </ul>
RECENT IMPROVEMENTS	<ul style="list-style-type: none"> <li>• Brand New Office Finishes (Carpet / Paint)</li> <li>• LED Lighting throughout Space</li> </ul>
RATE	\$1.07/SF Blended + NNN



Owned By:

maple<sup>tree</sup>

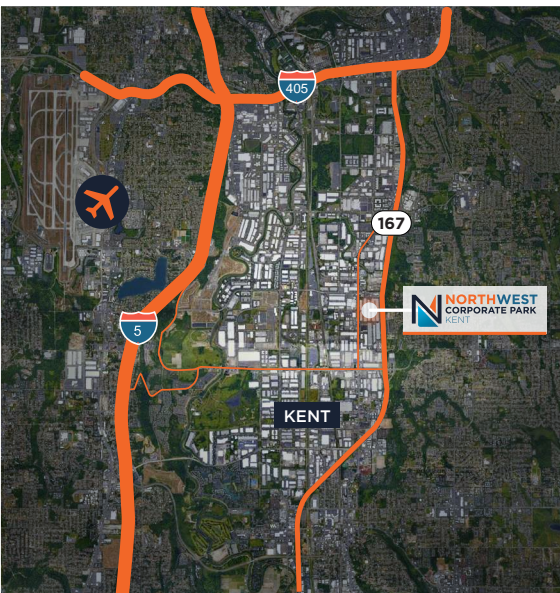
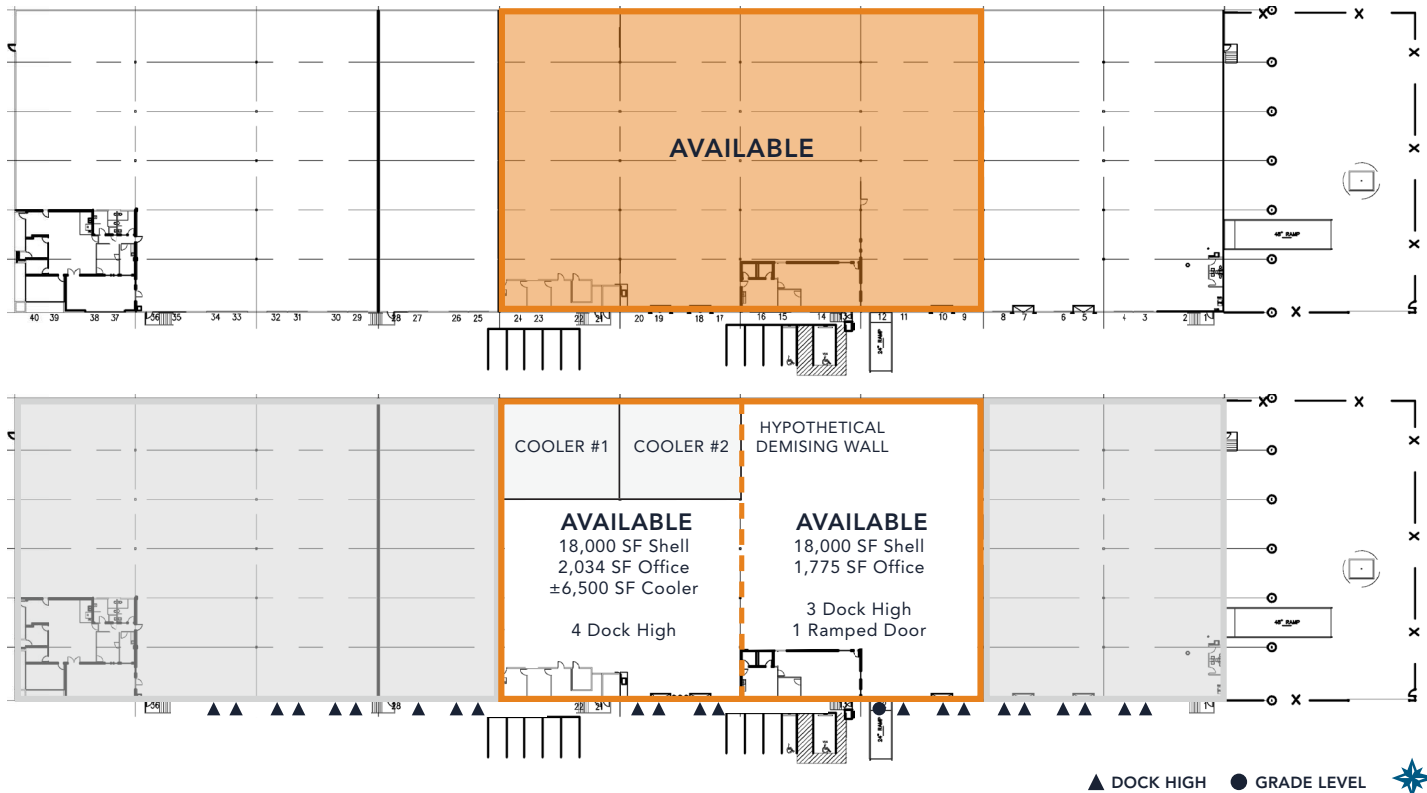
Leasing By:

 CUSHMAN & WAKEFIELD

**Scott Alan, SIOR**  
Executive Managing Director  
+1 206 521 0236  
scott.alan@cushwake.com

**Patrick Mullin**  
Executive Managing Director  
+1 206 521 0265  
patrick.mullin@cushwake.com

## Site Plan



Owned By:

mapletree

Leasing By:

 CUSHMAN & WAKEFIELD

**Scott Alan, SIOR**

Executive Managing Director  
+1 206 521 0236  
scott.alan@cushwake.com

**Patrick Mullin**

Executive Managing Director  
+1 206 521 0265  
patrick.mullin@cushwake.com