




## Property Specifications

PREMISES	<b>Building F</b> 19820-20024 87th Ave S Kent, WA 98031
SPACE AVAILABLE	36,000 SF - 91,200 SF
OFFICE SIZE	1,200 SF - 3,700 SF
CLEAR HEIGHT	24'
POWER	425 Amps 277/480 Volts
COLUMN SPACING	60' x 25'
TRAILER PARKING	20 Stalls
RAIL SERVICE	Burlington Northern
LOADING	<ul style="list-style-type: none"> <li>• 24 Dock High (9'8" x 10')</li> <li>• 2 Grade Level</li> <li>• 5 Rail Doors</li> </ul>
RATE	\$0.85/SF Blended + NNN



Owned By:

maple<sup>tree</sup>

Leasing By:

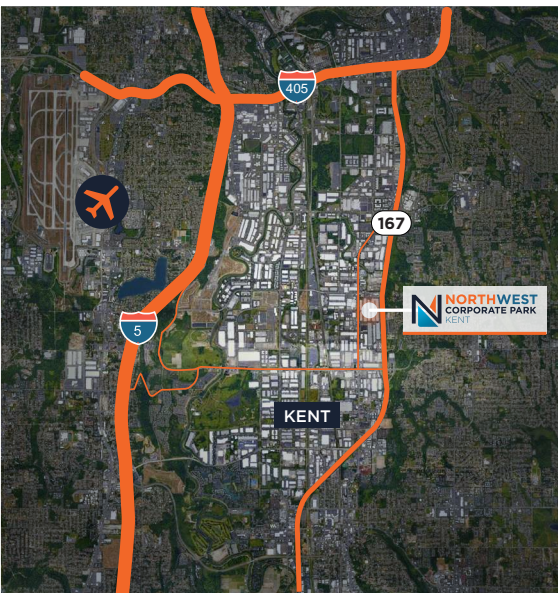
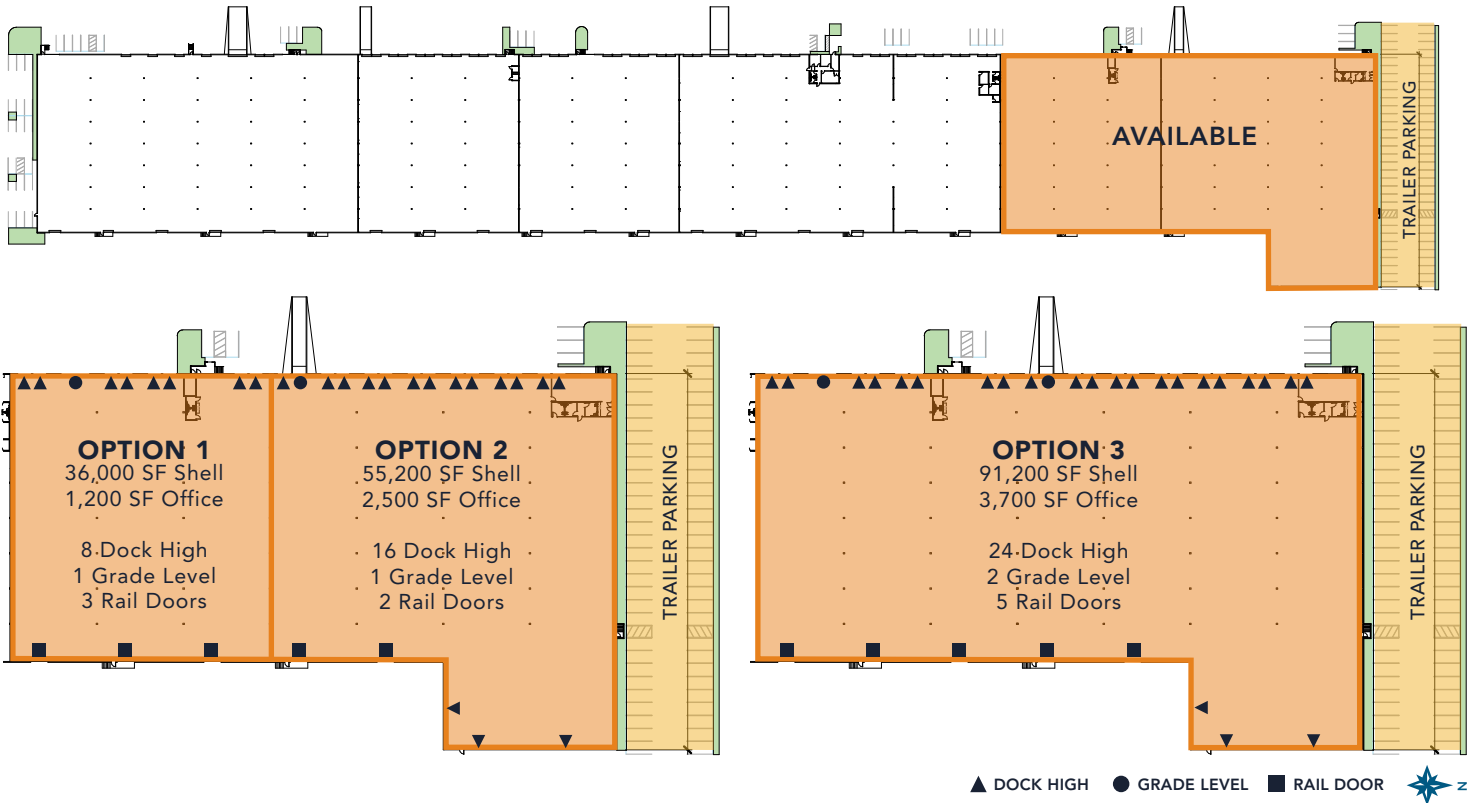
 CUSHMAN & WAKEFIELD

**Scott Alan, SIOR**  
Executive Managing Director  
+1 206 521 0236  
scott.alan@cushwake.com

**Patrick Mullin**  
Executive Managing Director  
+1 206 521 0265  
patrick.mullin@cushwake.com



## Demising Options



Owned By:

mapletree

Leasing By:

CUSHMAN & WAKEFIELD

Scott Alan, SIOR

Executive Managing Director  
+1 206 521 0236  
scott.alan@cushwake.com

Patrick Mullin

Executive Managing Director  
+1 206 521 0265  
patrick.mullin@cushwake.com