

FOR LEASE

PINE LAKE VILLAGE

*Premier Sammamish
Retail For Lease*

2902 228TH AVE SE | SAMMAMISH, WA



KIDDER.COM

Regency
Centers.

km Kidder
Mathews



Pine Lake Village, a QFC-anchored shopping center, is located in the booming trade area of Sammamish, WA.

- Prime retail and restaurant opportunities
- Outstanding demographics and high traffic counts
- Strong daytime and residential population
- Abundant, free customer parking
- Direct access from 228th Ave SE and Issaquah-Pine Lake Rd SE

JOIN CURRENT TENANTS





Suite 3044 available with 30 days' notice. Can be combined with Suite 3042 for a total of 2,800 SF.

[TOUR SUITE 3042](#)

AVAILABILITIES

TENANTS

Suite	Tenant	Total SF
2902	Quality Food Centers	40,982
2904	August Moon	2,500
2950	Chase Bank	4,483
3000	Sherwin-Williams	3,700
3005	Subway	1,469
3007	Expedia Cruiseshipcenters	966
3010	Himitsu Sushi & Teriyaki	1,000
3012	Lake Sammamish Kids Dentistry	800
3014	Lake Sammamish Kids Dentistry	1,661
3016	Starbucks	2,700
3020	MailPost	1,400
3024	Ally Pet Medical Center	2,800
3042	Available	1,400
3044	Available	1,400
3046	Pilates Studio 11	1,400
3048	Just Poke	1,750
3050	PureWag	1,400
3052	Great Clips	1,080
3054	US Nails	1,020
3056	Code Ninjas	1,500
3058	United Studios Of Self Defense	1,200
3066	Rite Aid	21,488
3070	Best Brains	1,200
3076	La Casita	3,600



PINE LAKE VILLAGE

Lake Sammamish



SAMANTHA SMITH
ELEMENTARY SCHOOL

NE 8TH ST

INGLEWOOD
MIDDLE SCHOOL

RACHEL CARSON
ELEMENTARY SCHOOL

INGLEWOOD PLAZA

EASTLAKE
HIGH SCHOOL

SAMMAMISH HIGHLANDS SHOPPING CENTER

EASTSIDE
CATHOLIC SCHOOL

SAMMAMISH VILLAGE

SKYLINE
HIGH SCHOOL

SAMMAMISH COMMONS

--	--	--

SE 20TH ST

PINE LAKE VILLAGE

SE 24TH ST

SUNNY HILLS
ELEMENTARY SCHOOL

244TH AVE SE

SE 32ND WAY

SOUTH
SAMMAMISH
PARK & RIDE

PINE LAKE
MIDDLE SCHOOL

DEMOGRAPHICS

POPULATION

	1 Mile	3 Miles	5 Miles
2010 CENSUS	7,840	59,615	127,663
2020 CENSUS	9,490	73,657	152,189
2024 ESTIMATED	9,531	71,938	146,981
2029 PROJECTED	9,382	71,889	145,825

MEDIAN AGE & GENDER

	1 Mile	3 Miles	5 Miles
MEDIAN AGE	41.1	38.8	39.3
FEMALE	51.0%	50.7%	50.2%
MALE	49.0%	49.3%	49.8%

HOUSEHOLD INCOME

	1 Mile	3 Miles	5 Miles
2024 MEDIAN	\$250,319	\$237,634	\$234,665
2029 MEDIAN PROJECTED	\$223,921	\$220,560	\$212,674
2024 AVERAGE	\$346,774	\$324,266	\$319,425
2029 AVERAGE PROJECTED	\$305,359	\$304,608	\$295,605

Data Source: ©2024, Sites USA



SAMMAMISH DEMOGRAPHICS

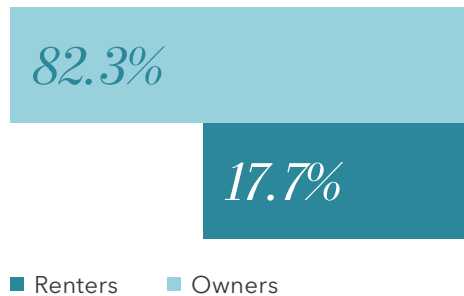
65,194
POPULATION

3.0
AVG HH SIZE

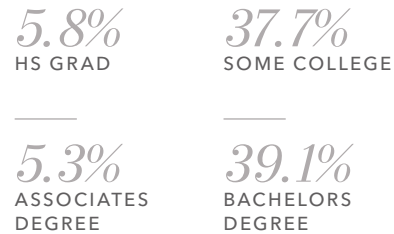
\$306,226
AVG HH INCOME

38.8
MEDIAN AGE

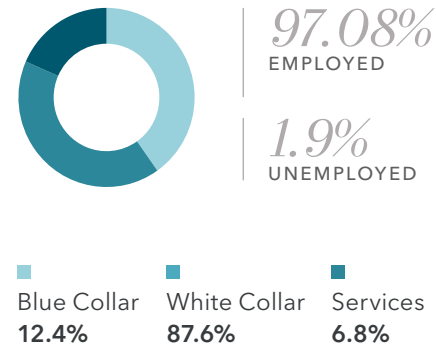
HOME OWNERSHIP



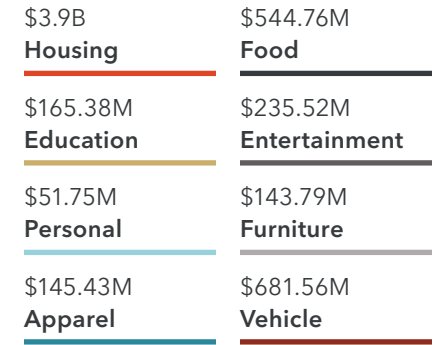
EDUCATION



EMPLOYMENT



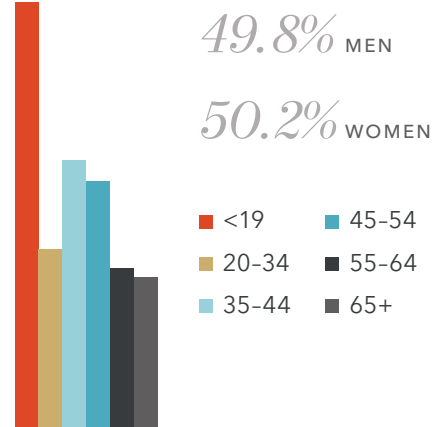
HOUSEHOLD SPENDING



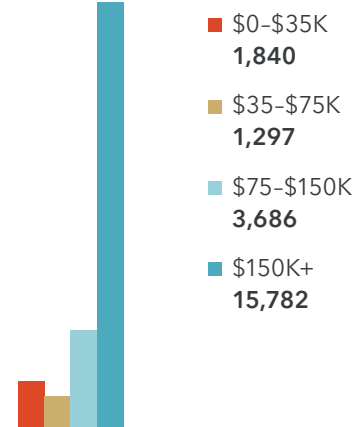
RACE & ETHNICITY

WHITE	54.6%
ASIAN	35.1%
PACIFIC ISLANDER	-
AFRICAN-AMERICAN	1.8%
HISPANIC	7.3%
TWO OR MORE RACES	6.9%

GENDER & AGE



INCOME BY HOUSEHOLD



Source: ESRI



Exclusively listed by

RYAN JONES

Senior Vice President

425.450.1117

ryan.jones@kidder.com

MATT WEISGERBER

Senior Associate

425.450.1122

matt.weisgerber@kidder.com

KIDDER.COM