

A photograph of a modern glass skyscraper with a yellow graphic overlay. The building has a grid of windows and a prominent yellow L-shaped graphic element on the left side. The sky is clear and blue.

NINE  
TWO  
NINE

OFFICE SPACE  
AVAILABLE


929 108th Avenue NE | Bellevue, WA 98004

**CBRE**




WELCOME TO THE HOME  
OF TOMORROW'S  
THINKERS AND LEADERS.

WELCOME TO  
NINE TWO NINE  
OFFICE TOWER.



OUTDOOR PLAZA



FITNESS CENTER

# 929 IS **SMART**

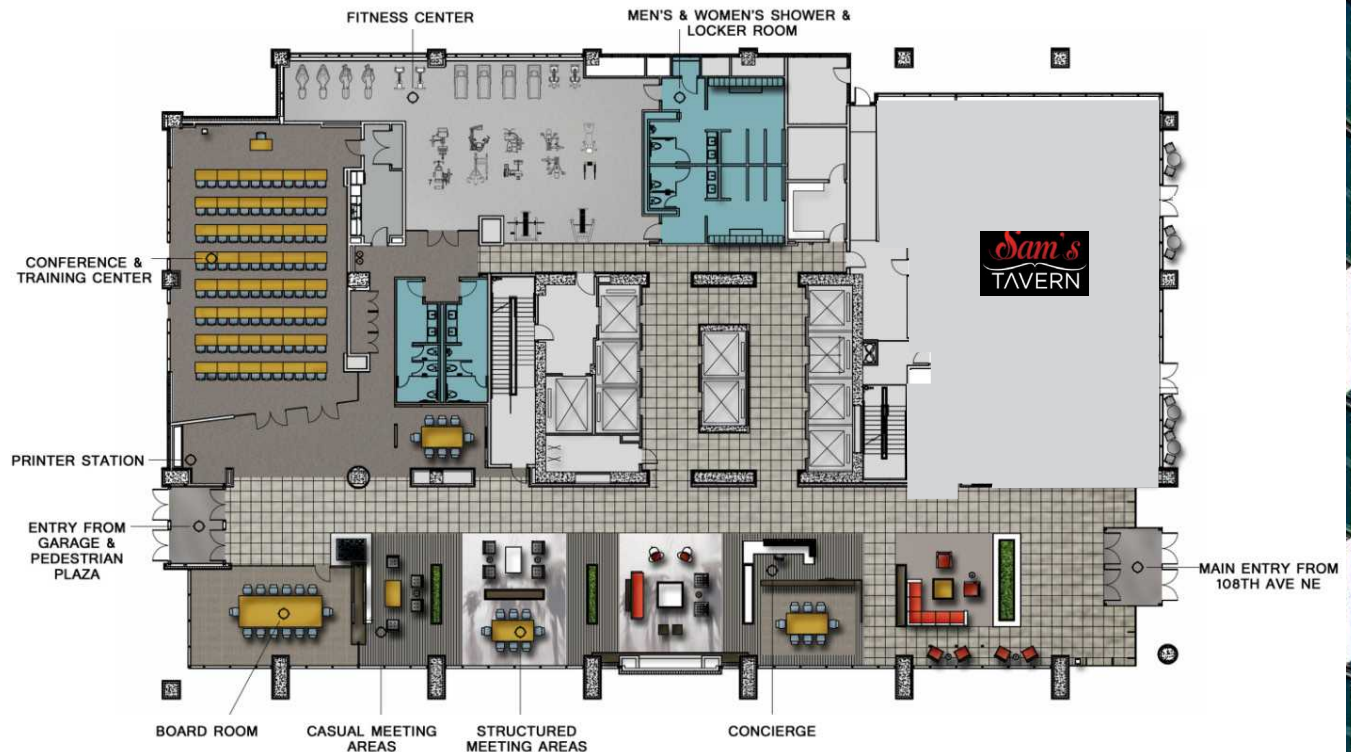


GREAT ROOM WORK SPACES

For those imagining what's ahead, Nine Two Nine Office Tower is built ready to meet the future of business, right here in energetic and thriving Downtown Bellevue. From intelligent building systems to an expansive Great Room, Nine Two Nine is smart and flexible from top to bottom. We've brought together forward-thinking features and amenities into an office tower ready for your big, bright future.

# GREAT ROOM

- Modern amenities, including a 24/7 fitness center, on-site concierge, on-site restaurant Sam's Tavern, outdoor plaza, bicycle storage and shower/locker rooms, and smart parking garage
- Great room with collaborative work areas, conference and training rooms, and Wi-Fi connectivity throughout



- Efficient, 26,000 sq. ft. floor plates with optimal bay depths and column spacing
- Advanced energy standards, efficient building systems and LEED® Gold certification

# Available Space

Suite	Size	Available Date	Note
Suite 250	12,717 SF	April 1, 2025 (potentially sooner)	Furniture available
Suite 720	6,997 SF	February 1, 2025	Up to 11,992 SF potentially available with adjacent sublease in Suite 710
Suite 1020	2,943 SF	Now	Furniture potentially available
Suite 1210	15,687 SF	January 1, 2025	
Suite 1300	26,067 SF	January 1, 2025	Up to 41,754 SF contiguous with Suite 1210

929 IS

**FLEXIBLE**

## ADAPTIVE FEATURES FOR YOUR EVOLVING NEEDS

As you continue to build your business, we've thought ahead, anticipating your growth with scalable building systems, robust amenities, and efficient floor plates that adapt to your ever-changing work environment.



BOARD ROOM




CONFERENCE AND TRAINING ROOM



# 929 IS HERE

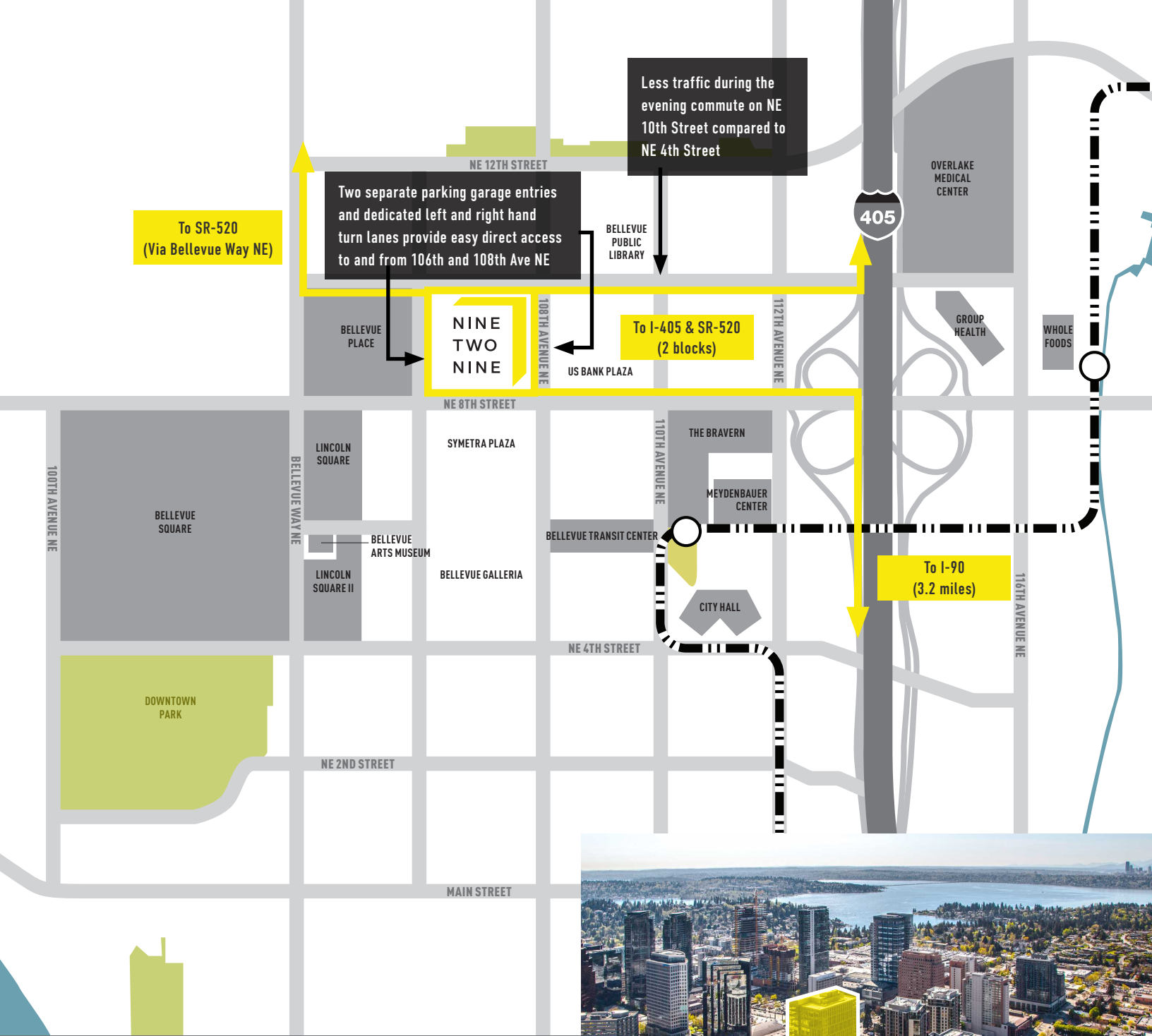
## BRINGING TOGETHER THE BEST OF BELLEVUE AND ITS DYNAMIC CBD

Downtown Bellevue is thriving, with vibrant expansion from office to retail and residential with convenient access to mass transit. More than ever, it's a dynamic, livable city that's attracting the best and brightest talent.



## BUILDING INFORMATION


Address	929 108th Avenue NE Bellevue, WA 98004
Stories	19
Size	462,000 RSF
Typical Floor	26,200 RSF
Parking Ratio	2.5/1,000 RSF
Construction	Post-tension concrete
Ceiling Heights	9'0" finished 11'8" unfinished
Sustainability	LEED® Gold certification
Electrical	Up to 5.0 watts PSF



# SUPERIOR ACCESS

TO I-405 AND SR-520; SHORT WALK TO BELLEVUE'S TRANSIT HUB AND FUTURE LIGHT RAIL STATION





# NINE TWO NINE

**PETE HOLLOMON**

+1 425 462 6928

[pete.hollomon@cbre.com](mailto:pete.hollomon@cbre.com)

**LENNON ATTEBERRY**

+1 425 462 6991

[lennon.attedberry@cbre.com](mailto:lennon.attedberry@cbre.com)

CBRE | 929 108th Avenue NE | Suite 700 | Bellevue, WA 98004

**CBRE**

© 2024 CBRE, Inc. All rights reserved. This information has been obtained from sources believed reliable, but has not been verified for accuracy or completeness. You should conduct a careful, independent investigation of the property and verify all information. Any reliance on this information is solely at your own risk. CBRE and the CBRE logo are service marks of CBRE, Inc. and/or its affiliated or related companies in the United States and other countries. All other marks displayed on this document are the property of their respective owners. Photos herein are the property of their respective owners and use of these images without the express written consent of the owner is prohibited. DW 11.25.2024