

FOR LEASE

GATEWAY CC

12664 INTERURBAN AVE S, BLDG 3
TUKWILA, WA

5,000 SF total / 1,483 SF office / 3,517 SF warehouse

Two grade-level doors with shared dock-high loading ramp

\$1.25 shell / \$1.25 office asking rates

2024 est. NNN \$0.54 PSF (excludes separately metered utilities, janitorial and quarterly HVAC maintenance)

New exterior paint

Available March 1, 2025

BRIAN CLAPP

206.248.7316 | brian.clapp@kidder.com

SPENCER CLAPP

206.248.7427 | spencer.clapp@kidder.com

RICHARD DAVIDSON

206.248.7314 | richard.davidson@kidder.com



KIDDER.COM

This information supplied herein is from sources we deem reliable. It is provided without any representation, warranty, or guarantee, expressed or implied as to its accuracy. Prospective Buyer or Tenant should conduct an independent investigation and verification of all matters deemed to be material, including, but not limited to, statements of income and expenses. Consult your attorney, accountant, or other professional advisor.



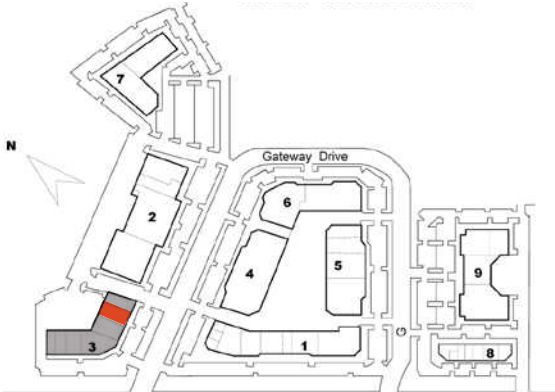
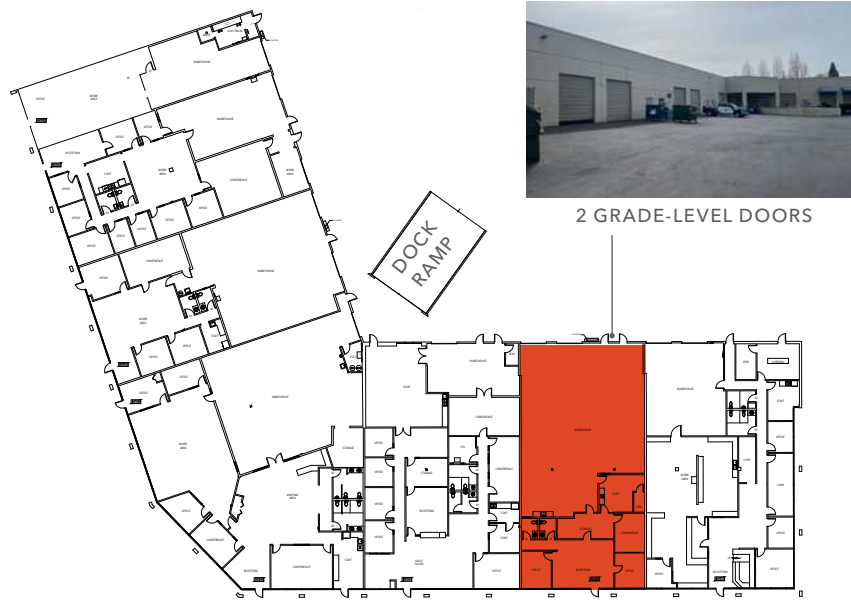
GATEWAY CORPORATE CENTER



KIDDER.COM

This information supplied herein is from sources we deem reliable. It is provided without any representation, warranty, or guarantee, expressed or implied as to its accuracy. Prospective Buyer or Tenant should conduct an independent investigation and verification of all matters deemed to be material, including, but not limited to, statements of income and expenses. Consult your attorney, accountant, or other professional advisor.

FLOOR & SITE PLANS



5,000 SF

AVAILABLE

1,483 SF

OFFICE

3,517 SF

WAREHOUSE

3/1/25

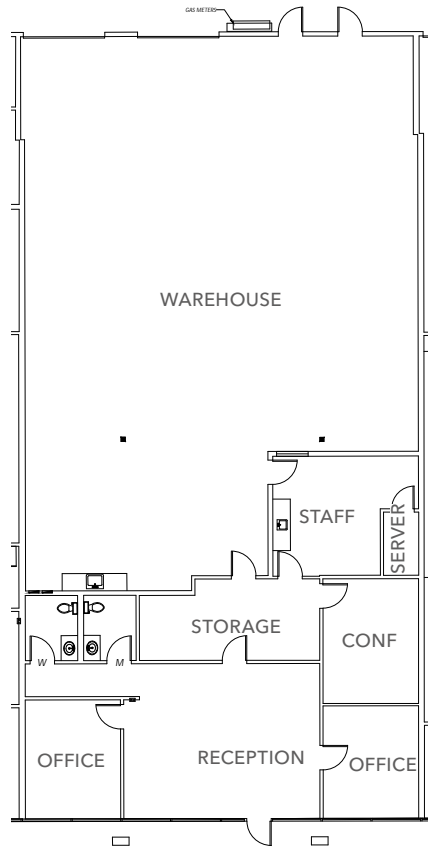
AVAILABLE

KIDDER.COM

This information supplied herein is from sources we deem reliable. It is provided without any representation, warranty, or guarantee, expressed or implied as to its accuracy. Prospective Buyer or Tenant should conduct an independent investigation and verification of all matters deemed to be material, including, but not limited to, statements of income and expenses. Consult your attorney, accountant, or other professional advisor.



PREMISES FLOORPLAN



5,000 SF

AVAILABLE

1,483 SF

OFFICE

3,517 SF

WAREHOUSE

3/1/25

AVAILABLE

KIDDER.COM

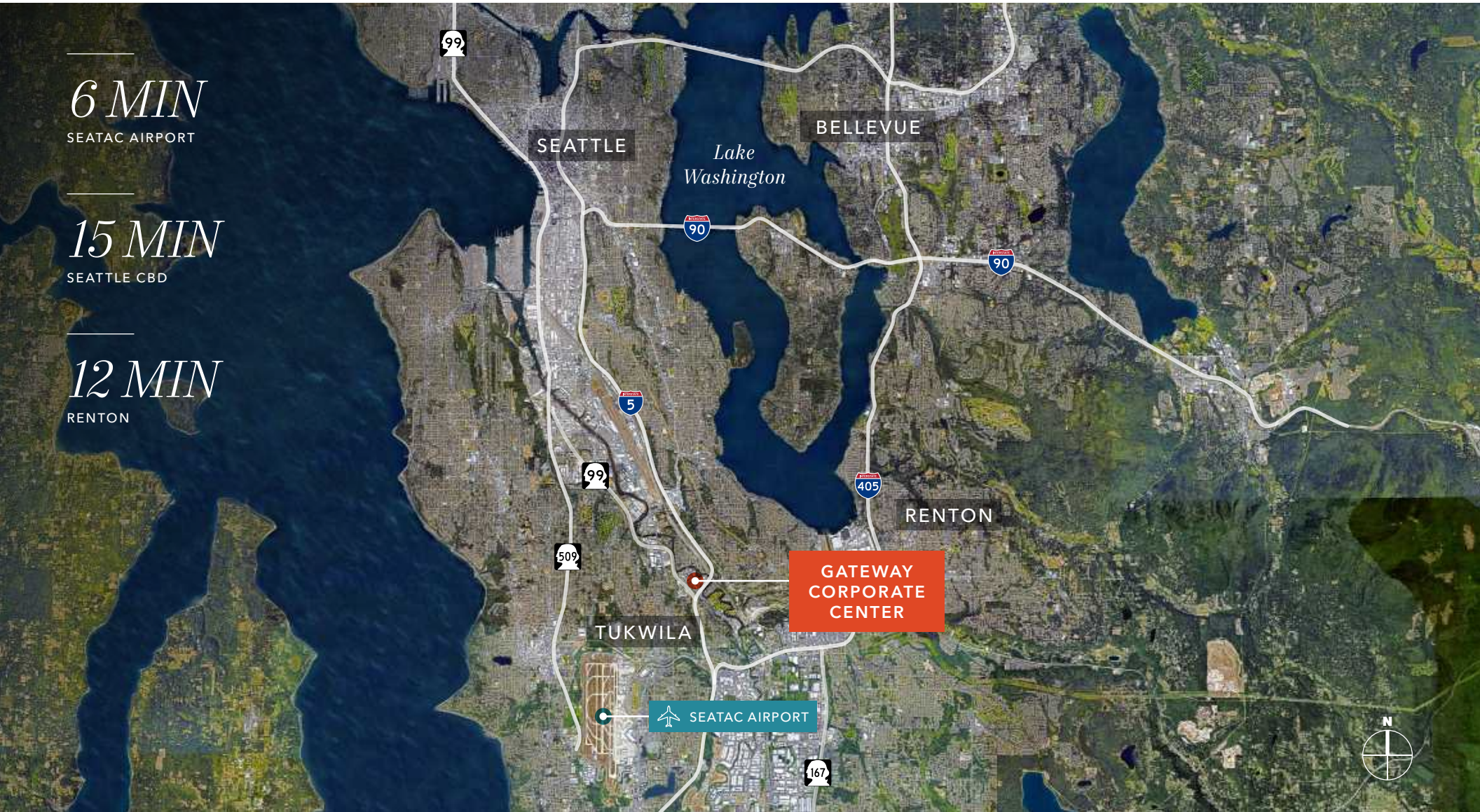
This information supplied herein is from sources we deem reliable. It is provided without any representation, warranty, or guarantee, expressed or implied as to its accuracy. Prospective Buyer or Tenant should conduct an independent investigation and verification of all matters deemed to be material, including, but not limited to, statements of income and expenses. Consult your attorney, accountant, or other professional advisor.

GATEWAY CORPORATE CENTER

6 MIN
SEATAC AIRPORT

15 MIN
SEATTLE CBD

12 MIN
RENTON



KIDDER.COM

This information supplied herein is from sources we deem reliable. It is provided without any representation, warranty, or guarantee, expressed or implied as to its accuracy. Prospective Buyer or Tenant should conduct an independent investigation and verification of all matters deemed to be material, including, but not limited to, statements of income and expenses. Consult your attorney, accountant, or other professional advisor.

