




## Property Specifications

PREMISES	<b>Building A</b> 19821 85th Ave S Kent, WA 98031
AVAILABLE	Now
SPACE AVAILABLE	9,000 SF
OFFICE SIZE	±1,500 SF
LOCATION	End Cap Space
CLEAR HEIGHT	24'
SPRINKLERS	Wet System
COLUMN SPACING	60' x 25'
LOADING	<ul style="list-style-type: none"> <li>• 1 Dock High (9'8" x 10')</li> <li>• 1 Grade Level</li> </ul>
RATE	Contact Brokers



Owned By:

maple<sup>tree</sup>

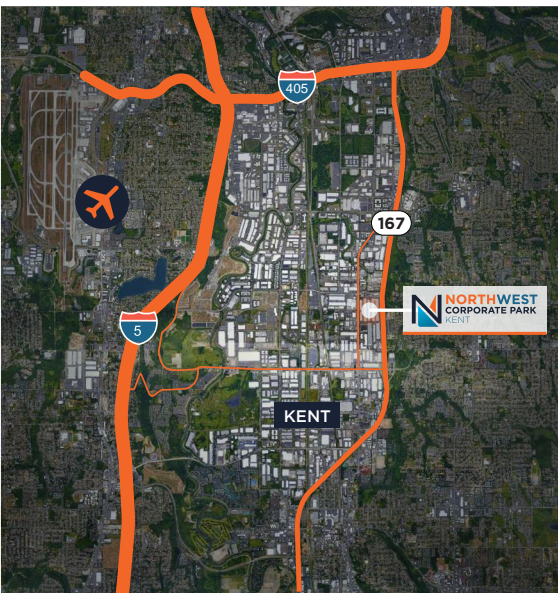
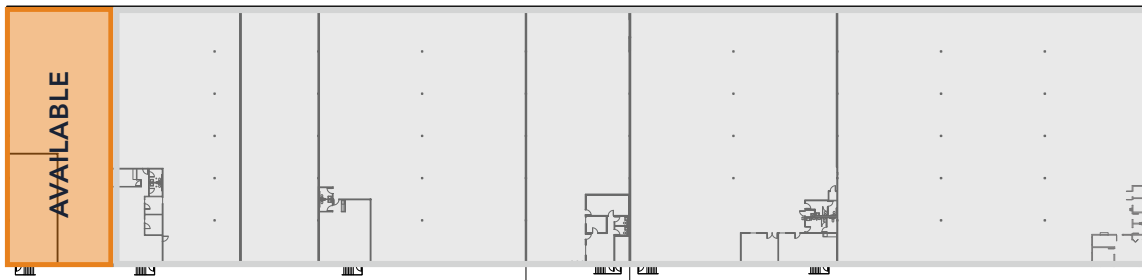
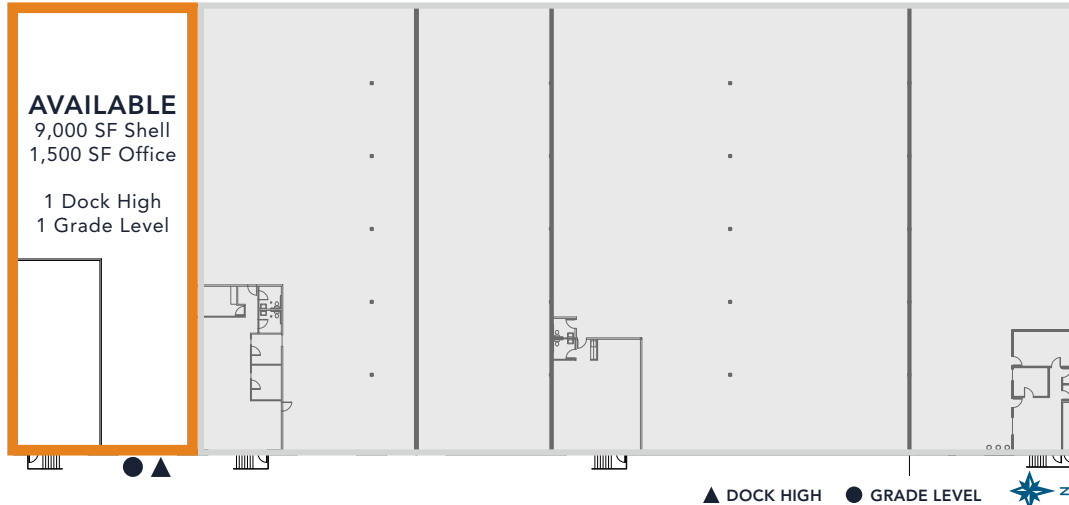
Leasing By:

 CUSHMAN & WAKEFIELD

**Scott Alan, SIOR**  
Executive Managing Director  
+1 206 521 0236  
scott.alan@cushwake.com

**Patrick Mullin**  
Executive Managing Director  
+1 206 521 0265  
patrick.mullin@cushwake.com

## Site Plan



Owned By:

**maple**tree

Leasing By:

**CUSHMAN & WAKEFIELD**

**Scott Alan, SIOR**  
Executive Managing Director  
+1 206 521 0236  
scott.alan@cushwake.com

**Patrick Mullin**  
Executive Managing Director  
+1 206 521 0265  
patrick.mullin@cushwake.com