




## Property Specifications

PREMISES	<b>Building D</b> 19821 87th Ave S Kent, WA 98031
AVAILABLE	4/1/2025
SPACE AVAILABLE	18,000 SF
OFFICE SIZE	2,460 SF
LOCATION	End Cap Space
CLEAR HEIGHT	24'
SPRINKLERS	Wet System
COLUMN SPACING	60' x 25'
LOADING	<ul style="list-style-type: none"> <li>• 5 Dock High (9'8" x 10')</li> <li>• 2 Rail Doors</li> </ul>
RATE	Contact Brokers



Owned By:

maple<sup>tree</sup>

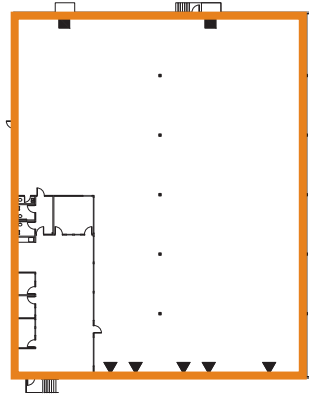
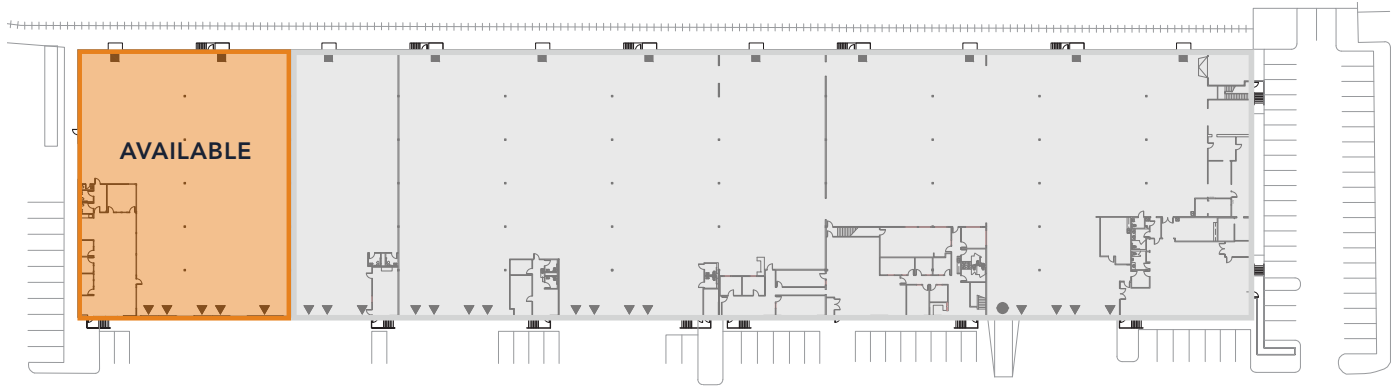
Leasing By:

 CUSHMAN & WAKEFIELD

**Scott Alan, SIOR**  
Executive Managing Director  
+1 206 521 0236  
scott.alan@cushwake.com

**Patrick Mullin**  
Executive Managing Director  
+1 206 521 0265  
patrick.mullin@cushwake.com

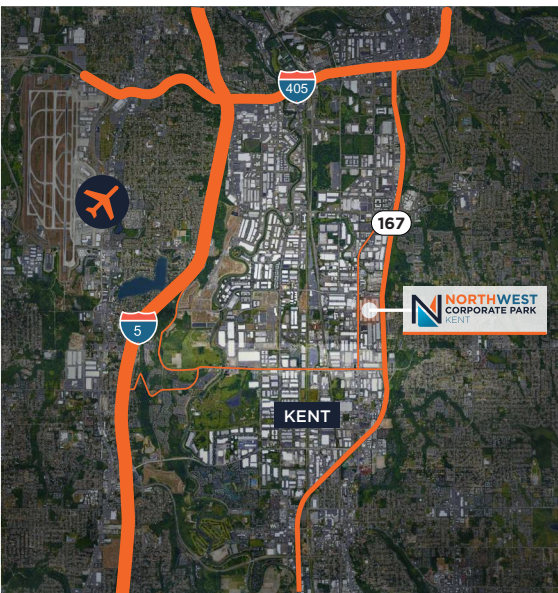
## Site Plan



▲ DOCK HIGH

● GRADE LEVEL

■ RAIL DOOR



Owned By:

mapletree

Leasing By:

 CUSHMAN & WAKEFIELD

**Scott Alan, SIOR**

Executive Managing Director

+1 206 521 0236

scott.alan@cushwake.com

**Patrick Mullin**

Executive Managing Director

+1 206 521 0265

patrick.mullin@cushwake.com