

Northwest Corporate Park Building E

650-654 S Lucile Street, Seattle, WA 98108

Exclusively marketed by:




JOHN VERNON
+1 425 586 5638
jvernon@nai-psp.com

TAMIR OHAYON
+1 425 586 5627
tohayon@nai-psp.com

BOB SWAIN, CCIM
+1 425 586 5622
bswain@nai-psp.com

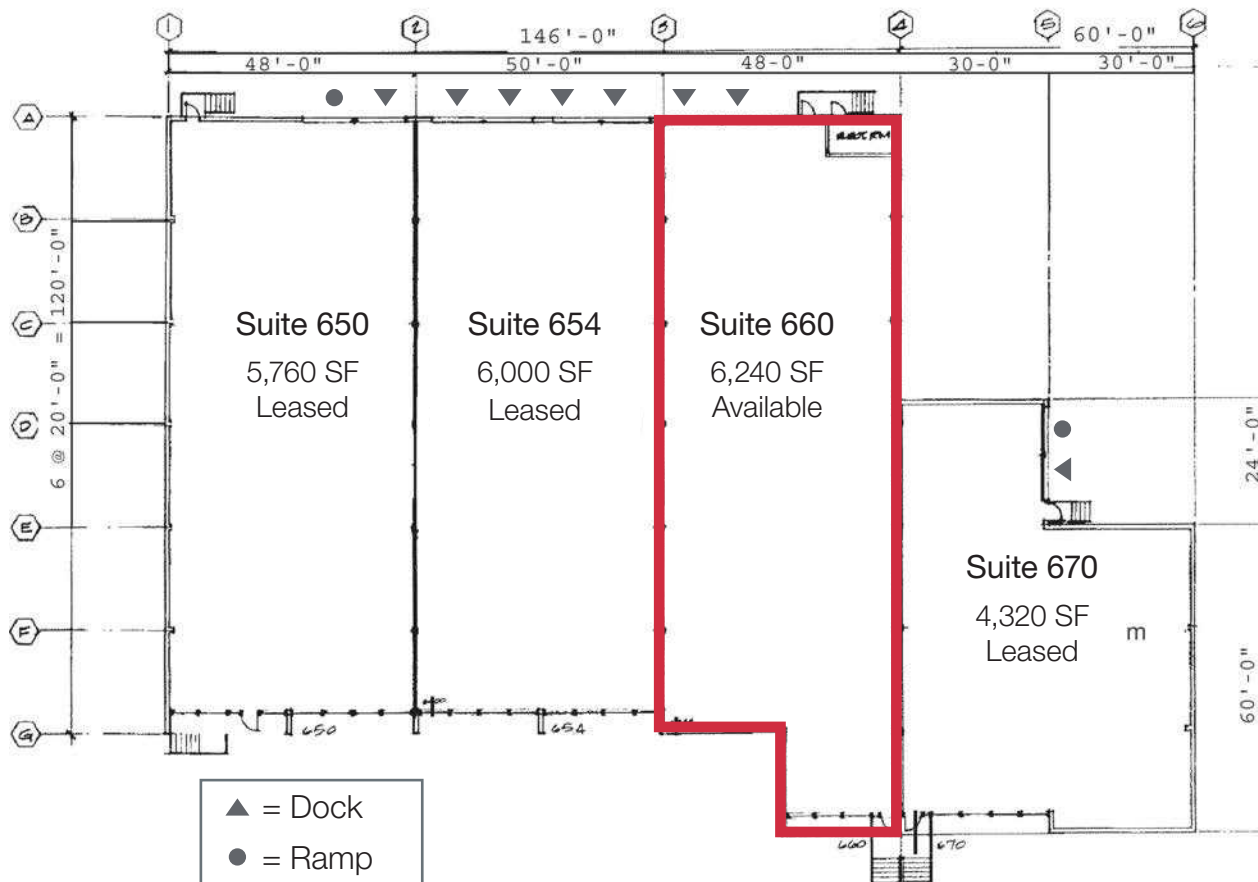
650-654 South Lucile Street

Seattle, WA



Northwest Corporate Park, Building E

NAI Puget Sound Properties is pleased to present an opportunity to lease a prime office/warehouse space in Georgetown.



SUITE 660

TOTAL SF 6,240 SF

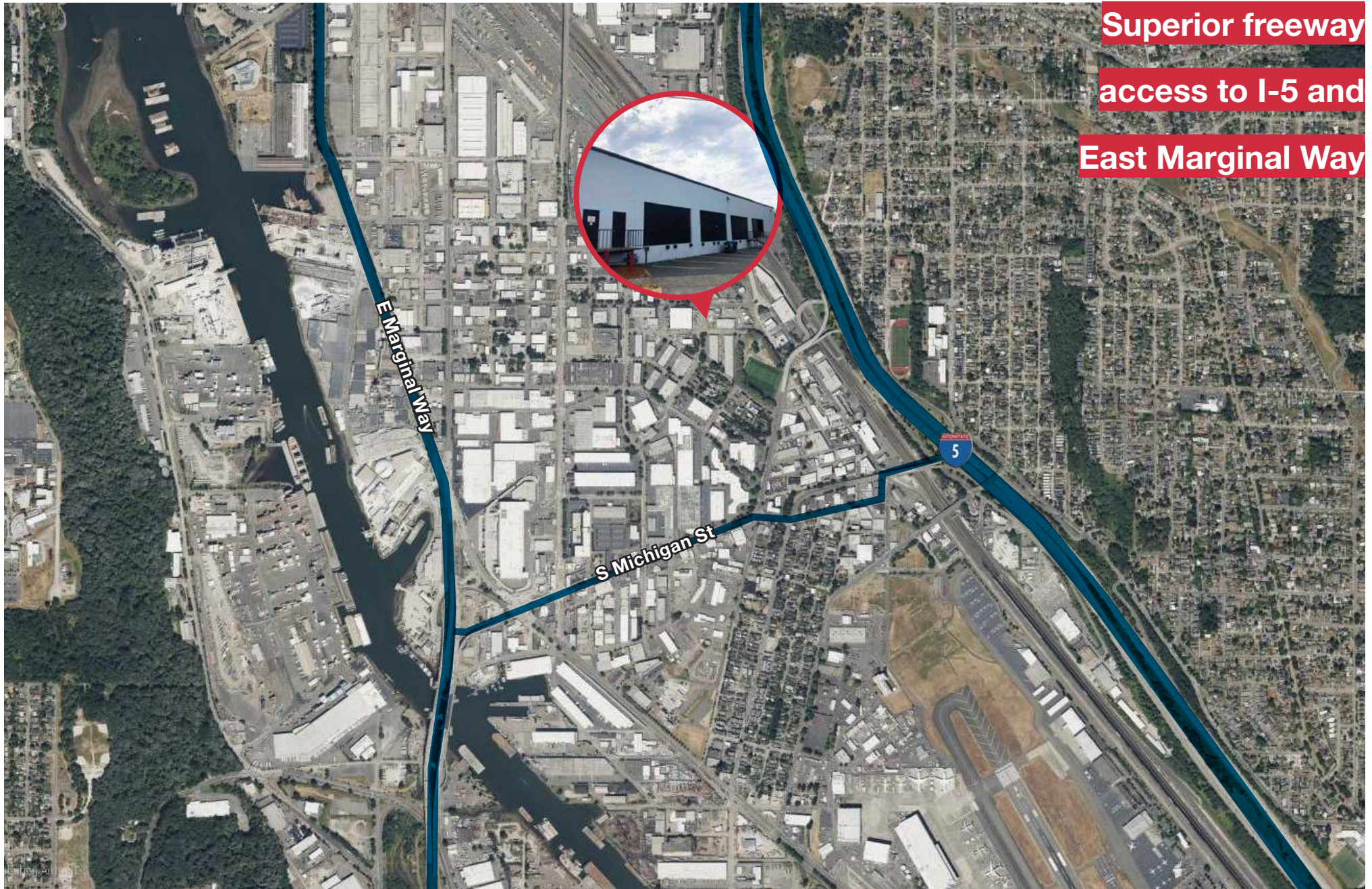
OFFICE SF 452 SF

LOADING 2 DH

AVAILABLE July 1, 2025

LEASE RATE \$1.45 shell / \$1.20 office
2025 NNNs: \$0.545

MML U/85
Zoning



Georgetown



Located within the industrial market, Georgetown is one of Seattle's oldest neighborhoods. Don't let the label fool you, the neighborhood has a sizable number of office and retail establishments in addition to manufacturing-oriented businesses. Food connoisseurs can enjoy an array of dining options in addition to an assortment of breweries in the area.

Due to its convenient location near the Port of Seattle and the urban core, Georgetown has seen robust growth and leasing activity with low vacancy rates. The area is centrally located with easy access to I-5, Boeing Field, Hwy 99 and minutes from downtown Seattle.



Exclusively marketed by:

John Vernon

+1 425 586 5638

jvernon@nai-psp.com

Tamir Ohayon

+1 425 586 5627

tohayon@nai-psp.com

Bob Swain, CCIM

+1 425 586 5622

bswain@nai-psp.com

NAI Puget Sound
Properties