

BEL-KIRK 520

11120-11130 NE 33rd Place

NEWMARK

JOE LYNCH
Executive Managing Director
425.362.1399
joe.lynch@nmrk.com

DAN HARDEN
Senior Managing Director
425.362.1393
dan.harden@nmrk.com

BUILDING HIGHLIGHTS



Unparalleled access with immediate proximity to SR-520 and I-405, and mass-transit accessible from all Seattle area neighborhoods via the South Kirkland Park & Ride.



Valued central Eastside location that is equidistant to downtown Bellevue, Redmond and Kirkland with corporate neighbors, such as, Amazon, Microsoft, Google and Facebook



Nearby local biking routes, including the Cross-Kirkland Corridor and Bellevue Extension and the SR-520 Trail, accessible via the vast Seattle area biking trail network.



“The Hub” tenant amenity space (pictured to the right), featuring self-service deli (stocked daily), a seating bar, large screen TV and roll up doors that lead to additional outdoor seating on the plaza. Available daily and may be reserved upon request.



Strong local demographics with access to a highly educated workforce



Exterior sport court with indoor showers and daily use lockers.



CENTRAL LOCATION



Future Eastlink Light Rail



INTERSTATE
405

520

**BEL-KIRK
520**

Bel-Kirk 520 is located in the center of it all, where I-405 meets State Route 520, creating a gateway between Downtown Bellevue, Kirkland and the under construction Spring District leading to the Bel-Red neighborhood.

BUILDING DETAILS

Property Addresses

Building 1: 11120 NE 33rd Pl
Building 2: 11130 NE 33rd Pl
Bellevue WA, 98004

Campus Size

94,221 SF

Year Built/Renovated

1988, Renovated 2016-2018

Signage

Tenant signage on building facade above main entrances
available subject to requirements and restrictions

Floors

2

Parking

Free surface parking offered at a ratio of 3.7 stalls
per 1,000 square feet leased

Freeway Access

Quick access to I-405, SR-520 & South Kirkland
Park & Ride

Communication

Comcast/Xfinity and Frontier with fiber optic
service available.

Electrical

277/480Volt, 3 Phase

Elevators

2 Dover hydraulic elevators

HVAC

Packaged rooftop units. After-hours HVAC available
on demand

360°
Virtual Tour

CURRENT — AVAILABILITIES

Building 1

Suite 101 | 17,624 RSF

Available Now



▽ = Grade Level



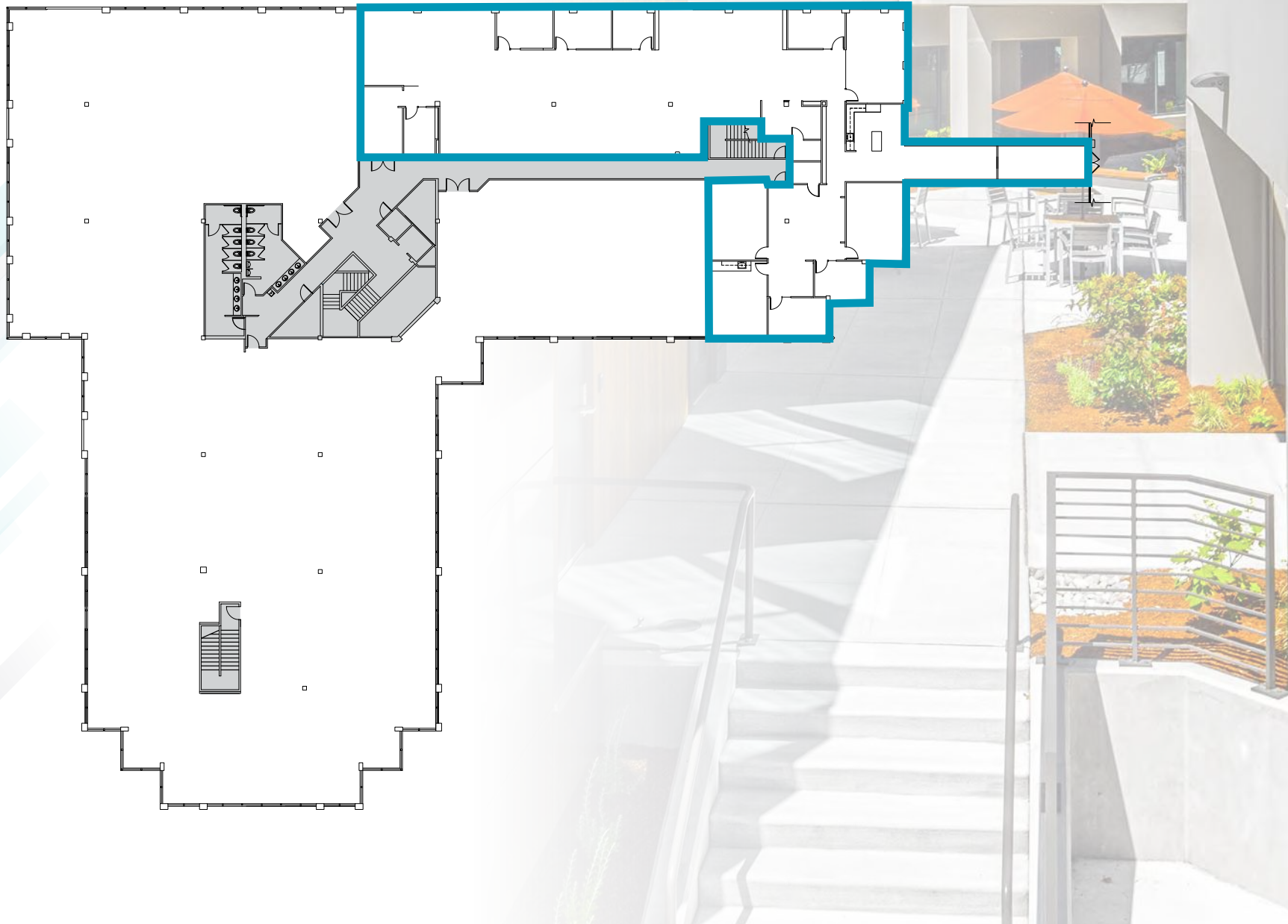
Suite 101 Virtual Tour

CURRENT — AVAILABILITIES

Building 1

Suite 200 | 8,543 RSF

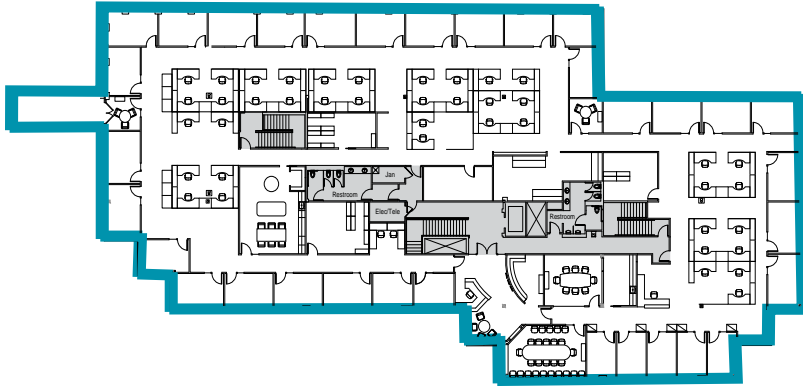
Available Now



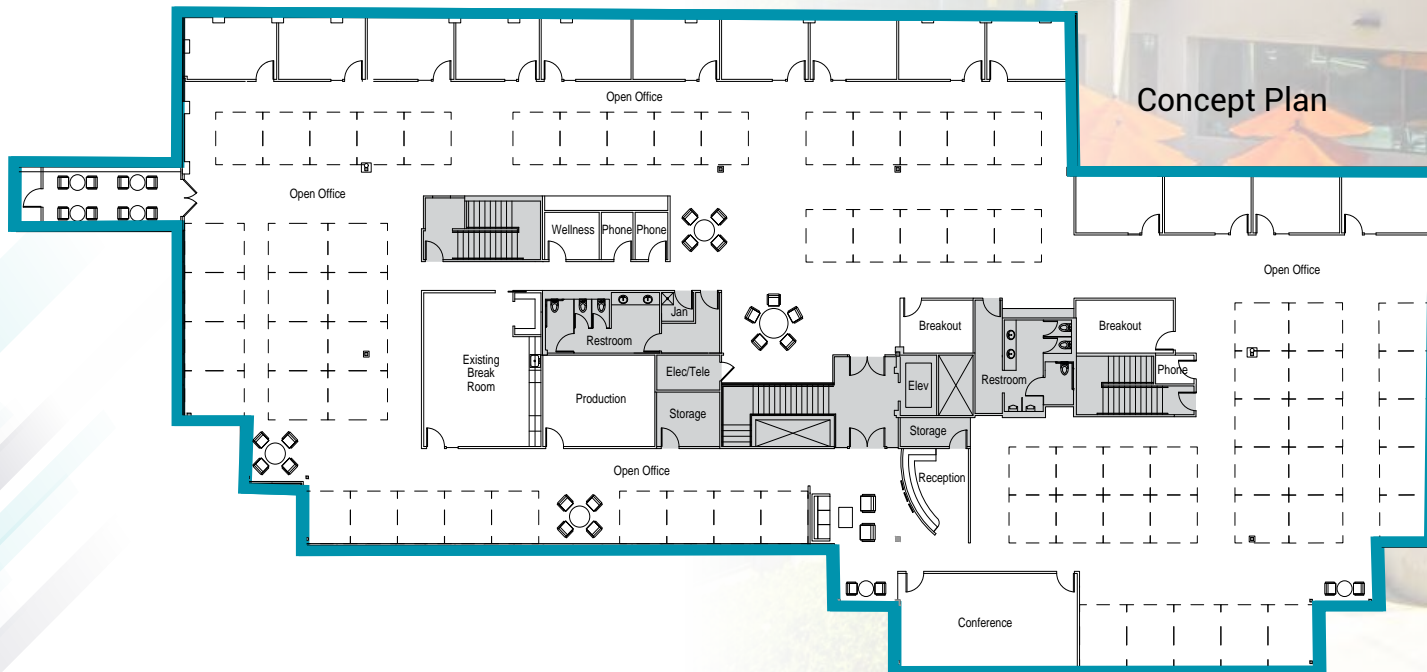
CURRENT AVAILABILITIES

Building 2
Suite 200 | 18,998 RSF
Available Now

As-Built



Suite 200 Virtual Tour



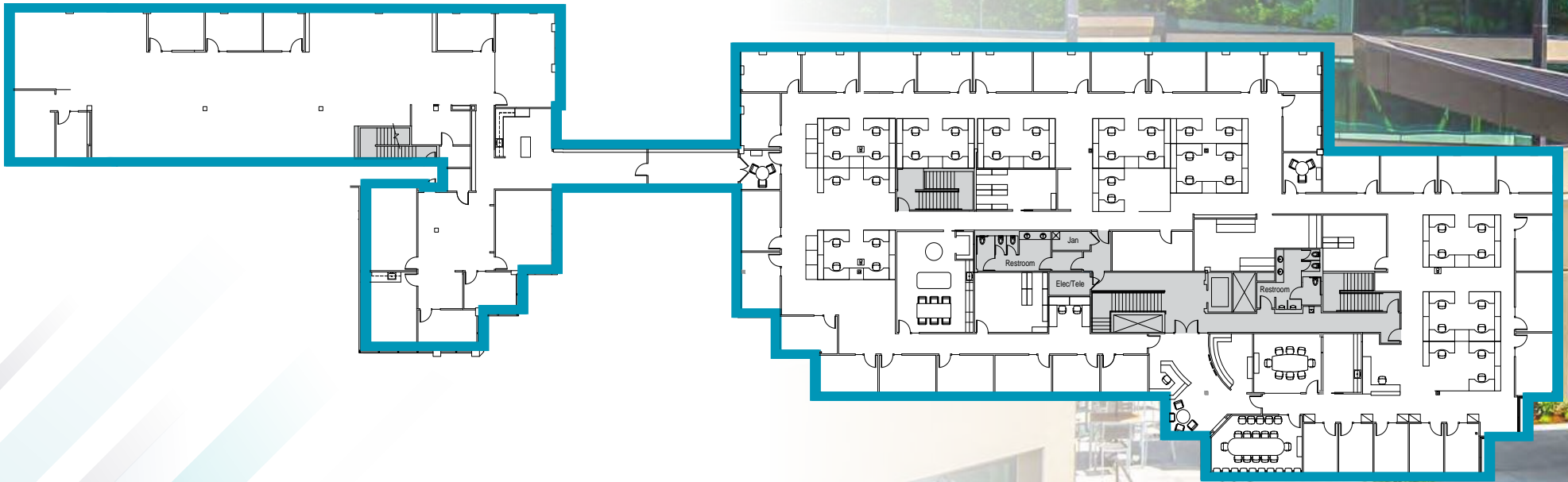
Concept Plan

CURRENT AVAILABILITIES

Buildings 1 and 2

Combined Suite 200 | 27,541 RSF

Second Floors Connect via Skybridge



LOCAL AMENITIES

The distributor of this communication is performing acts for which a real estate license is required. The information contained herein has been obtained from sources deemed reliable but has not been verified and no guarantee, warranty or representation, either express or implied, is made with respect to such information. Terms of sale or lease and availability are subject to change or withdrawal without notice.



BEL-KIRK 520

11120-11130 NE 33rd Place

JOE LYNCH

Executive Managing Director
425.362.1399
joe.lynch@nmrk.com

DAN HARDEN

Senior Managing Director
425.362.1393
dan.harden@nmrk.com

NEWMARK

The distributor of this communication is performing acts for which a real estate license is required. The information contained herein has been obtained from sources deemed reliable but has not been verified and no guarantee, warranty or representation, either express or implied, is made with respect to such information. Terms of sale or lease and availability are subject to change or withdrawal without notice. MP-138