

For Lease

Sodo Storage Yard

3625 1ST AVE S, SEATTLE, WA



JOHN VERNON
425 586 5638
jvernon@nai-psp.com

NAI Puget Sound
Properties

*Close proximity to
the Port of Seattle &
Harbor Island*



Stall Capacity

629
PASSENGER
VEHICLES



310
DELIVERY
VANS




142
TRAILER/
CONTAINER/
BUS



Lease Highlights


- + 4.6 acres
- + Paved, fenced, & lit
- + Includes 1,950 SF operations/shop on-site
- + Immediate access to major freeways via Spokane St on-ramp
- + Available now



North



East



Southeast



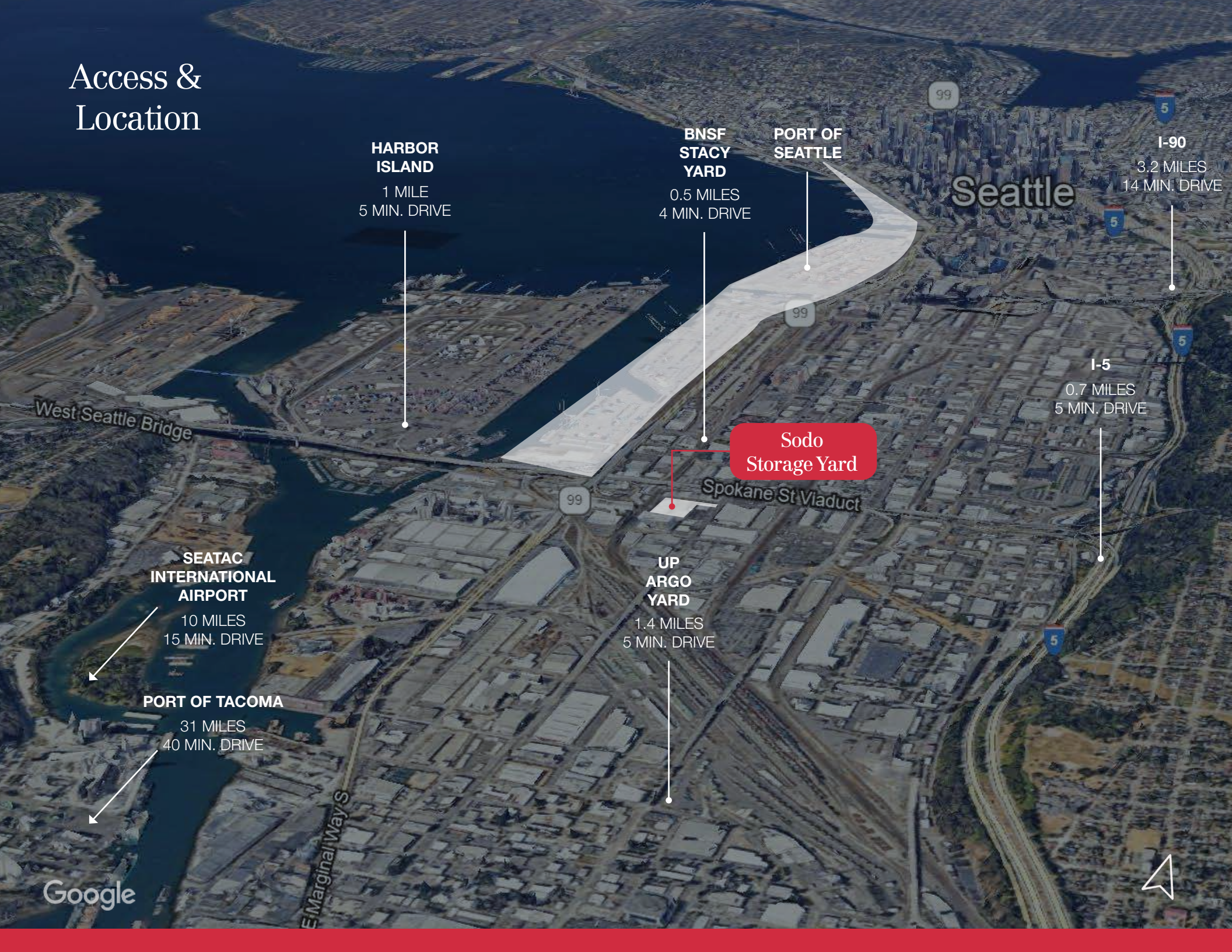
NorthWest



Adjacent 24,000 SF
Bldg also available
and can be ramped
into from yard.



Access & Location



HARBOR ISLAND
1 MILE
5 MIN. DRIVE

BNSF STACY YARD
0.5 MILES
4 MIN. DRIVE

PORT OF SEATTLE

I-90
3.2 MILES
14 MIN. DRIVE

Seattle

I-5
0.7 MILES
5 MIN. DRIVE

Sodo Storage Yard

Spokane St Viaduct

UP ARGO YARD
1.4 MILES
5 MIN. DRIVE

SEATAC INTERNATIONAL AIRPORT
10 MILES
15 MIN. DRIVE

PORT OF TACOMA
31 MILES
40 MIN. DRIVE

E Marginal Way S



Sodo Storage Yard

3625 1ST AVE S, SEATTLE, WA

EXCLUSIVELY LISTED BY:

JOHN VERNON

425 586 5638

jvernon@nai-psp.com

NAI Puget Sound
Properties

THE INFORMATION CONTAINED HEREIN HAS BEEN GIVEN TO US BY THE OWNER OF THE PROPERTY OR OTHER SOURCES WE DEEM RELIABLE, WE HAVE NO REASON TO DOUBT ITS ACCURACY, BUT WE DO NOT GUARANTEE IT. ALL INFORMATION SHOULD BE VERIFIED PRIOR TO PURCHASE OR LEASE.
3625 1ST AVE S NEW V3