

RETAIL FOR LEASE

1180 NW GILMAN BLVD

ISSAQUAH, WA



Highly Visible from NW Gilman Blvd



Building Signage Available



26 Parking Stalls Available

## LISTING INFORMATION

**AVAILABLE SF:** 5,216 Total SF  
**LEASE RATE:** \$45 PSF | NNN  
**ZONING:** Urban Commercial  
**COMMENTS:**

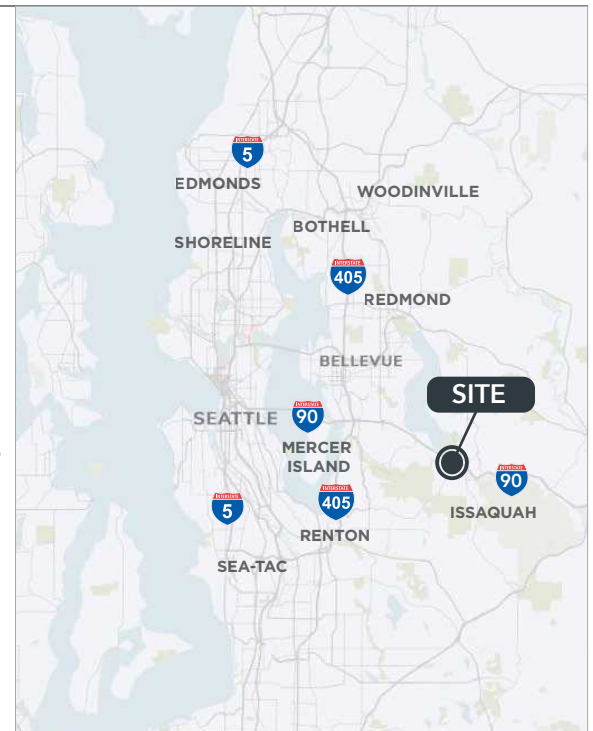
Located within the well-established Meadows Shopping Center, this retail space offers excellent visibility and strong foot traffic in one of Issaquah's most active commercial corridors. Surrounded by a dynamic mix of national retailers, local boutiques, and popular dining destinations, this location benefits from high daytime population, easy access to I-90, and ample on-site parking. Ideal for a variety of retail or service-based tenants looking to capitalize on a thriving suburban market with strong demographics and consistent growth.

## CONTACT

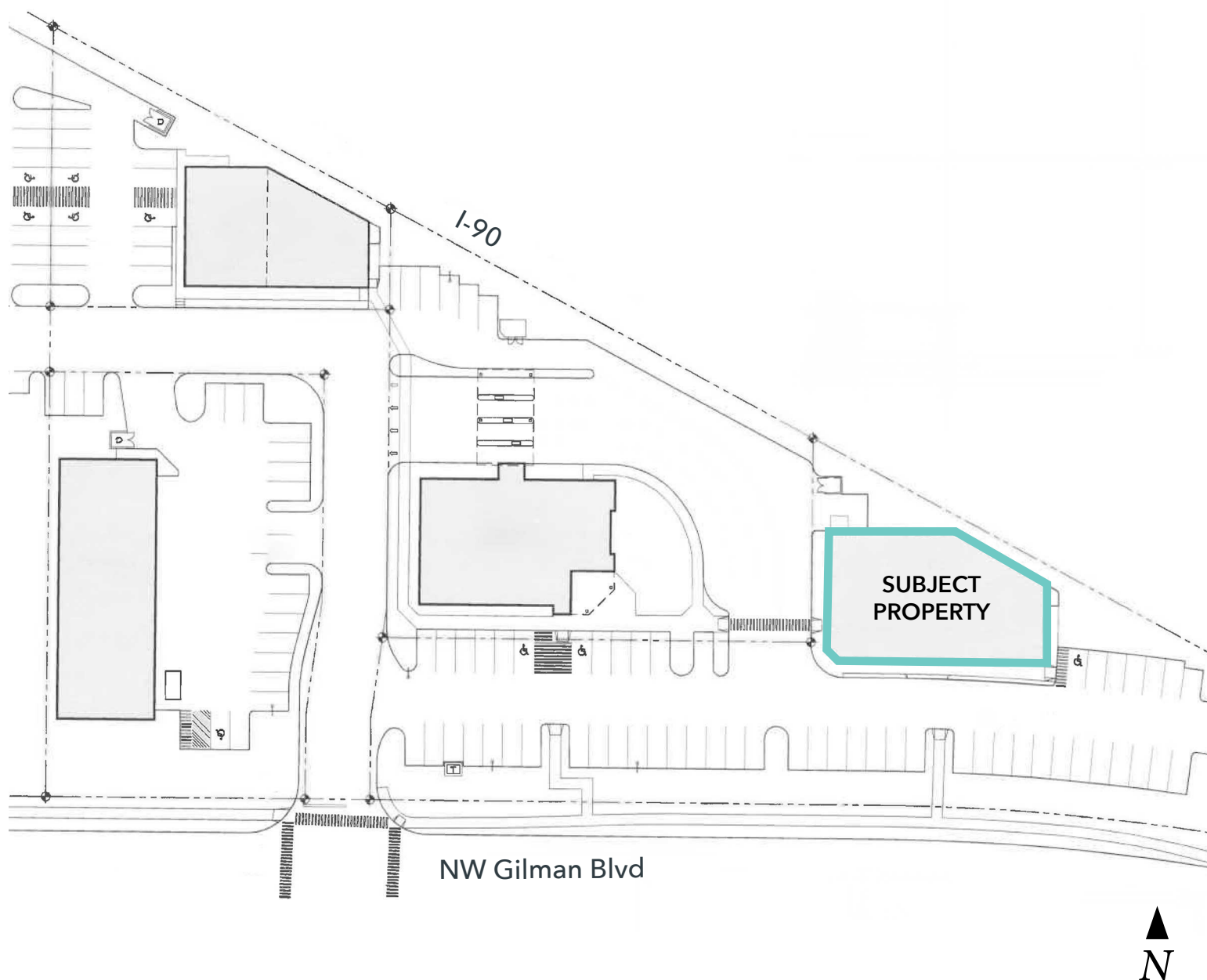
**Scotty Rowe**

srowe@lee-associates.com

D 206.484.9894



## SITE PLAN



## CONTACT

**Scotty Rowe**

[srowe@lee-associates.com](mailto:srowe@lee-associates.com)

D 206.484.9894

All information furnished regarding property for sale, rental or financing is from sources deemed reliable, but no warranty or representation is made to the accuracy thereof and same is submitted to errors, omissions, change of price, rental or other conditions prior to sale, lease or financing or withdrawal without notice. No liability of any kind is to be imposed on the broker herein.

# 1180 NW GILMAN BLVD

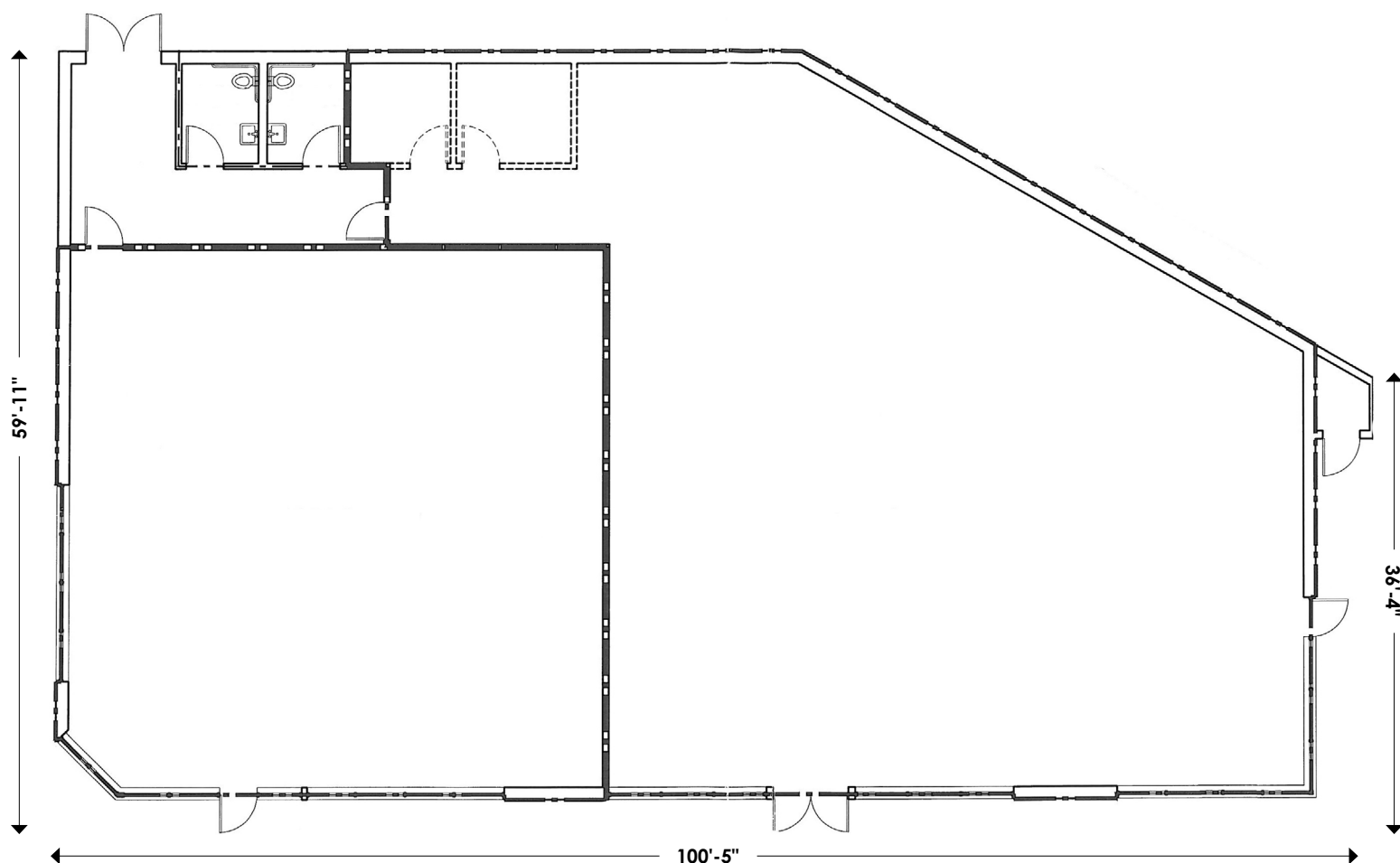
ISSAQUAH, WA

## FLOOR PLAN

AVAILABLE  
*NOW*

AVAILABLE  
*5,216 SF*

PSF | NNN  
*\$45.00*



### CONTACT

**Scotty Rowe**

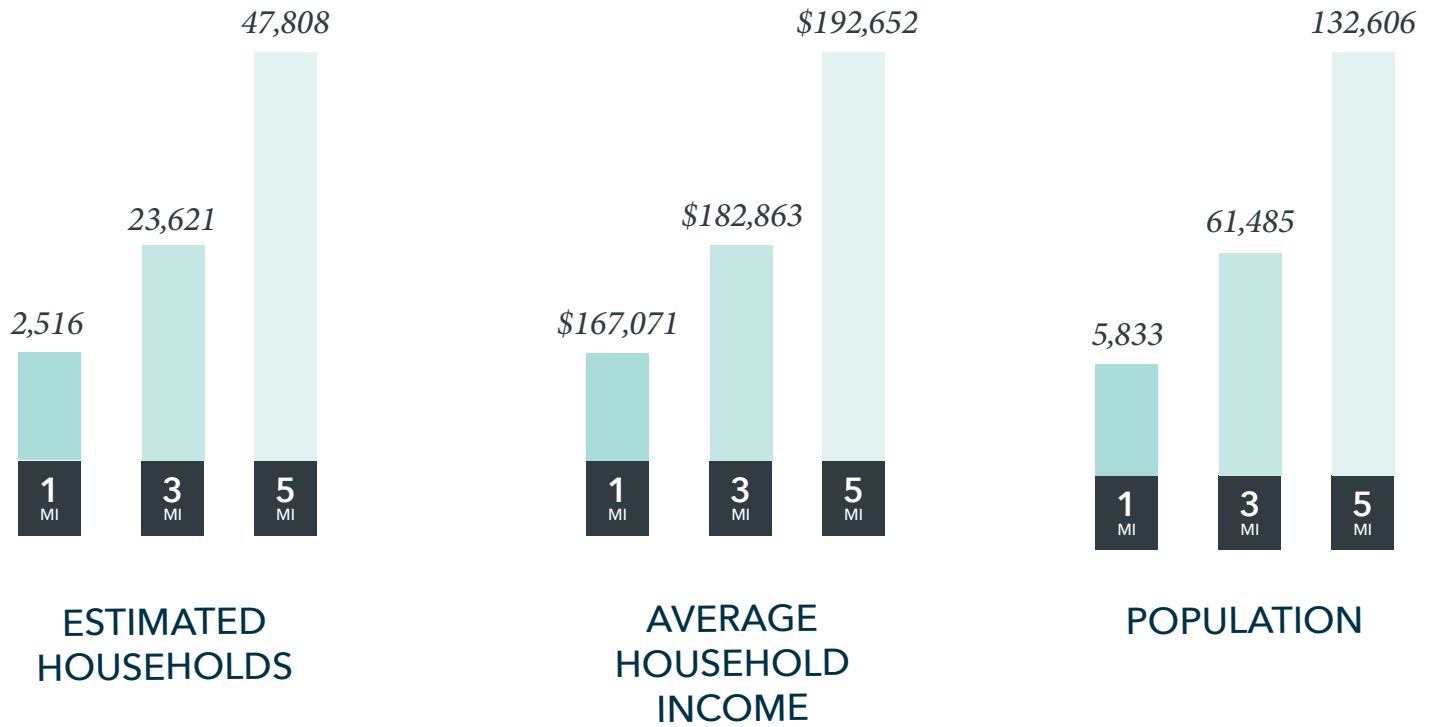
srowe@lee-associates.com

D 206.484.9894

All information furnished regarding property for sale, rental or financing is from sources deemed reliable, but no warranty or representation is made to the accuracy thereof and same is submitted to errors, omissions, change of price, rental or other conditions prior to sale, lease or financing or withdrawal without notice. No liability of any kind is to be imposed on the broker herein.



## DEMOGRAPHICS



*High traffic count with over 18,500 cars per day*



## CONTACT

**Scotty Rowe**

srowe@lee-associates.com

D 206.484.9894

All information furnished regarding property for sale, rental or financing is from sources deemed reliable, but no warranty or representation is made to the accuracy thereof and same is submitted to errors, omissions, change of price, rental or other conditions prior to sale, lease or financing or withdrawal without notice. No liability of any kind is to be imposed on the broker herein.



# 1180 NW GILMAN BLVD

ISSAQUAH, WA

## NEARBY AMENITIES



## CONTACT

**Scotty Rowe**

[srowe@lee-associates.com](mailto:srowe@lee-associates.com)

D 206.484.9894

All information furnished regarding property for sale, rental or financing is from sources deemed reliable, but no warranty or representation is made to the accuracy thereof and same is submitted to errors, omissions, change of price, rental or other conditions prior to sale, lease or financing or withdrawal without notice. No liability of any kind is to be imposed on the broker herein.