

# Retail For Lease

# Mill Creek Crossing

18001 Bothell-Everett Highway | Bothell, WA 98012

Tiffini Connell  
tiffini@wccommercialrealty.com  
206.854.1925

Avery Connell  
avery@wccommercialrealty.com  
206.475.9367



180TH STREET SE

BOTHELL-EVERETT HIGHWAY (SR 527)

WCCR

West Coast Commercial Realty



# THE OPPORTUNITY

Join Mill Creek Crossing, a highly visible retail center along Bothell Everett Highway in Mill Creek with average household incomes in excess of \$129,000. Landlord plans to demise the existing Bartell Drugs space to multi-tenant the building. Join a diverse mix of local and national retail tenants in this greatly desired location.





# DEMOGRAPHICS

## AVERAGE HOUSEHOLD

### INCOME

1-Mile: \$129,021

3-Mile: \$132,748

5-Mile: \$114,977

## TOTAL POPULATION

1-Mile: 16,326

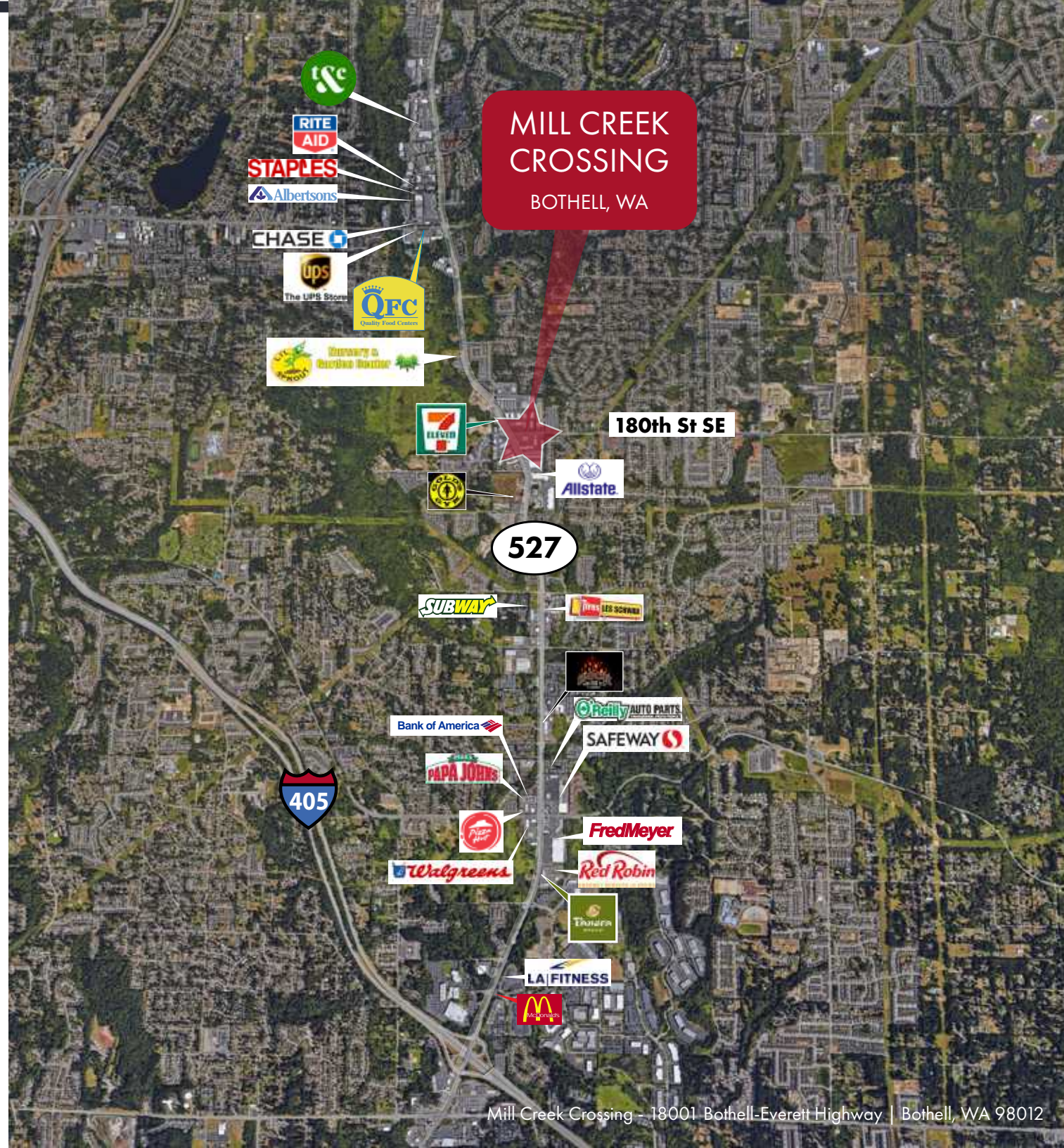
3-Mile: 113,636

5-Mile: 326,766

## TRAFFIC COUNTS

30,000+ Vehicles Per Day

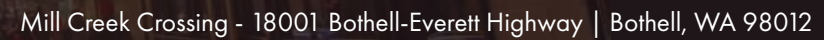
@ SR 527





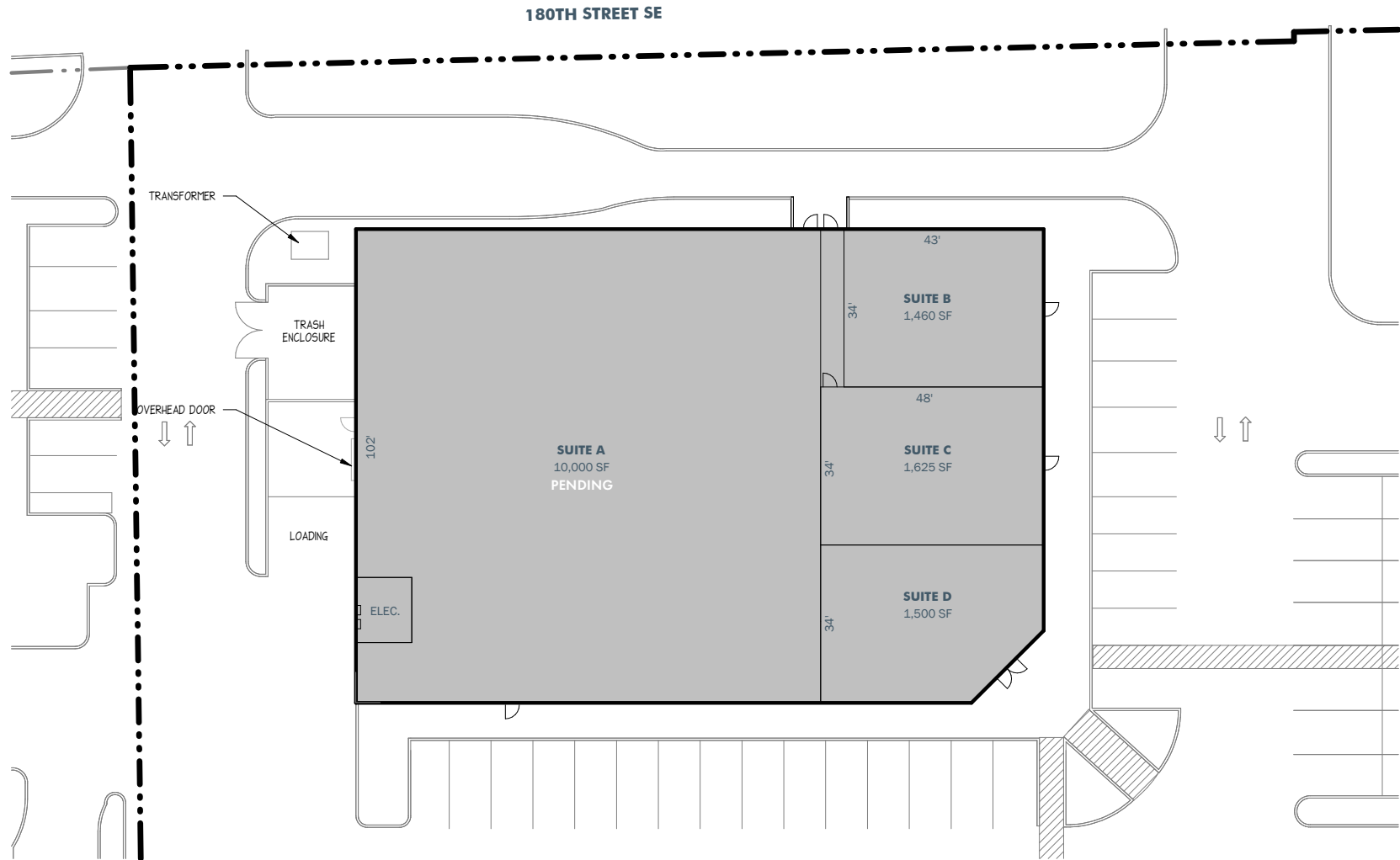
\* DO NOT DISTURB TENANTS

EXISTING SIGN



## AVAILABLE SPACE

- Suite A - 10,000 SF PENDING
- Suite B - 1,460 SF Available
- Suite C - 1,625 SF Available
- Suite D - 1,500 SF Available





# WCCR

West Coast Commercial Realty

Tiffini Connell

206.854.1925


[tiffini@wccommercialrealty.com](mailto:tiffini@wccommercialrealty.com)

Avery Connell

206.475.9367

[avery@wccommercialrealty.com](mailto:avery@wccommercialrealty.com)

DISCLAIMER: The above information has been secured from sources believed to be reliable, however, no representations are made to its accuracy. Prospective tenants or buyers should consult their professional advisors and conduct their own independent investigation. Site plan and configuration are subject to change. Properties are subject to change in price and/or availability without notice. West Coast Commercial Realty, LLC

CBA  CoStar 