

RETAIL FOR LEASE - Woodmont Plaza Shopping Center

26200 Pacific Highway S | Kent, WA 98032



YOUR SIGN HERE

THE OPPORTUNITY

Prominent box opportunity located at Woodmont Plaza in Kent, WA on Pacific Highway. Former Rite-aid consists of 23,867 SF demisable to 12,000 (including mezzanine) with large parking lot directly in front of the entrance suitable for large groups of people at one time. Strong co-tenants include Grocery Outlet, Dollar Tree, local restaurants and the Kent Police Department. Potential users include sporting goods, fitness, daycare, activities/entertainment, and other large retailers.

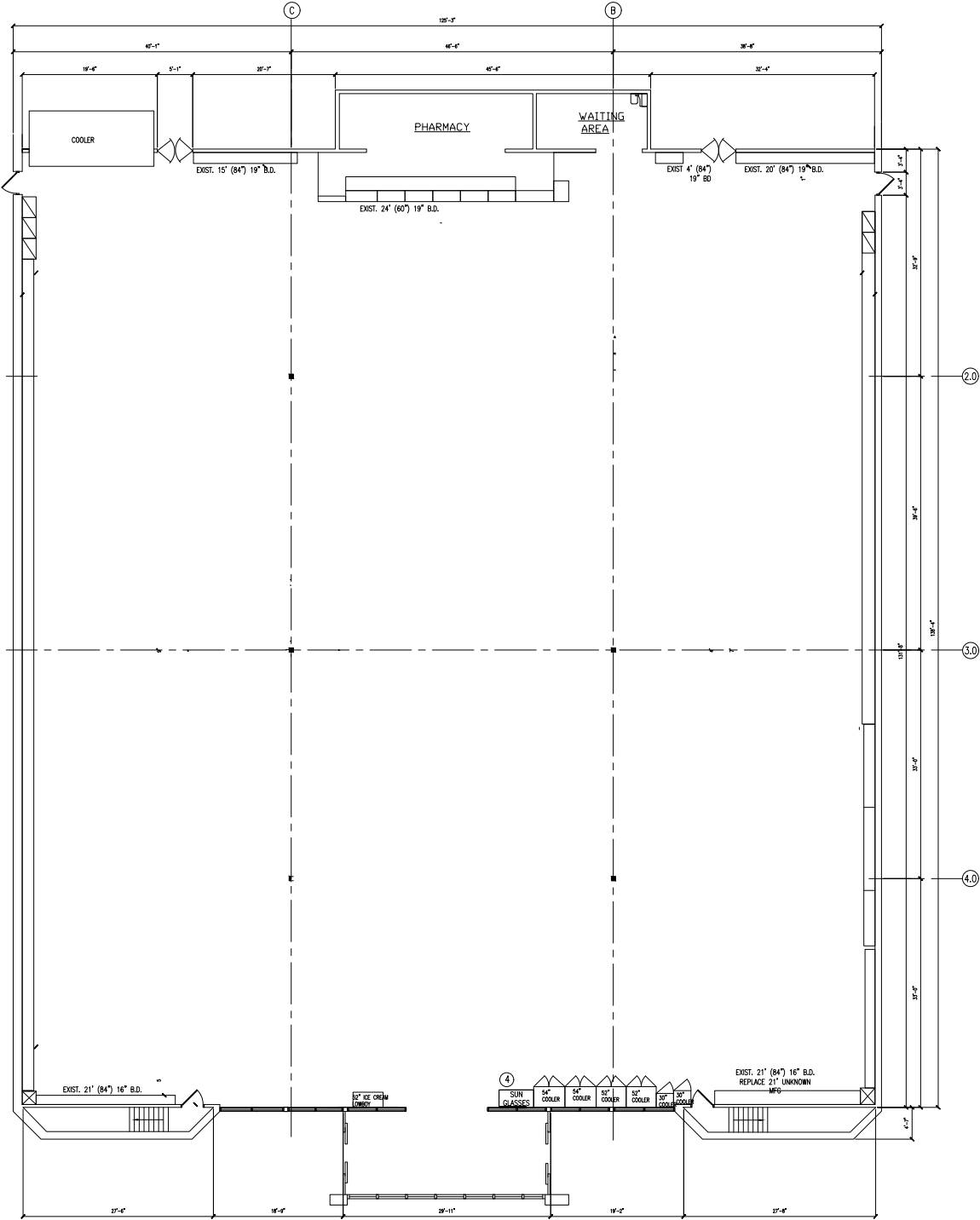
Jonathan Willett
Tiffini Connell

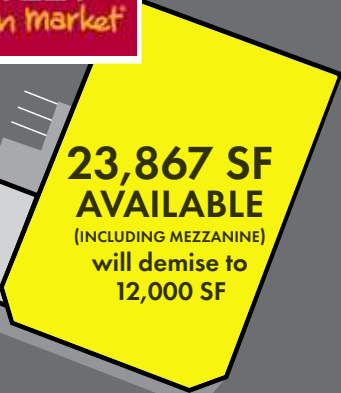
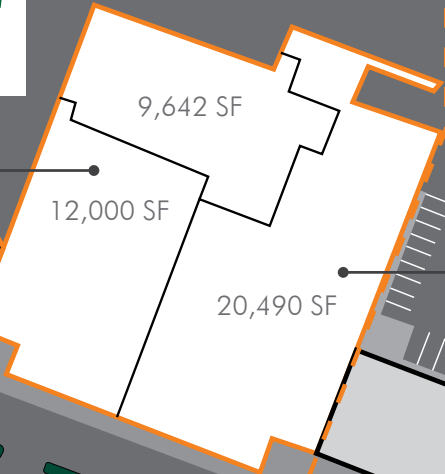
WCCR

West Coast Commercial Realty

23,867 SF AVAILABLE demisable to 12,000 (including Mezzanine)

FLOOR PLAN





S 260TH ST

PACIFIC HWY S



Woodmont Plaza Shopping Center
26200 PACIFIC HWY S,
KENT, WA 98032

DEMOGRAPHICS

TOTAL POPULATION

1-Mile: 18,575
3-Mile: 99,992
5-Mile: 214,613


TOTAL EMPLOYEES

1-Mile: 2,314
3-Mile: 18,088
5-Mile: 95,582

AVERAGE HOUSEHOLD INCOME

1-Mile: \$88,108
3-Mile: \$92,533
5-Mile: \$91,312

TRAFFIC COUNTS

 12,352 Avg Daily Volume at
S 260th St and Pacific Hwy S
(.15 miles from site)
220,635 Avg Daily Volume at
S 265th St and Military Rd S
(.40 miles from site)



Jonathan Willett
Tiffini Connell

206.450.4953
206.854.1925

jonathan@wccommercialrealty.com
tiffini@wccommercialrealty.com

WCCR | West Coast Commercial Realty