

FOR LEASE

NORTH CREEK COMMERCE CENTER

18712 BOTHELL-EVERETT HWY | BOTHELL, WA

 VIEW DRONE VIDEO

A Newly Constructed
240,601 SF, Class-A
Flex/Industrial Park



DEVELOPED BY

 PANATTONI®

REPRESENTED BY

 JSH | PROPERTIES, INC.

 **Kidder
Mathews**

NORTH CREEK COMMERCE CENTER

A 240,601 SF, Class-A Flex/
Industrial Park with Direct Access
to Bothell-Everett Highway

Construction recently completed

2.7 stalls / 1,000 SF parking ratio

Clear heights: A: 20' / B & C: 32'

Dock- and grade-level loading

130' dedicated truck court

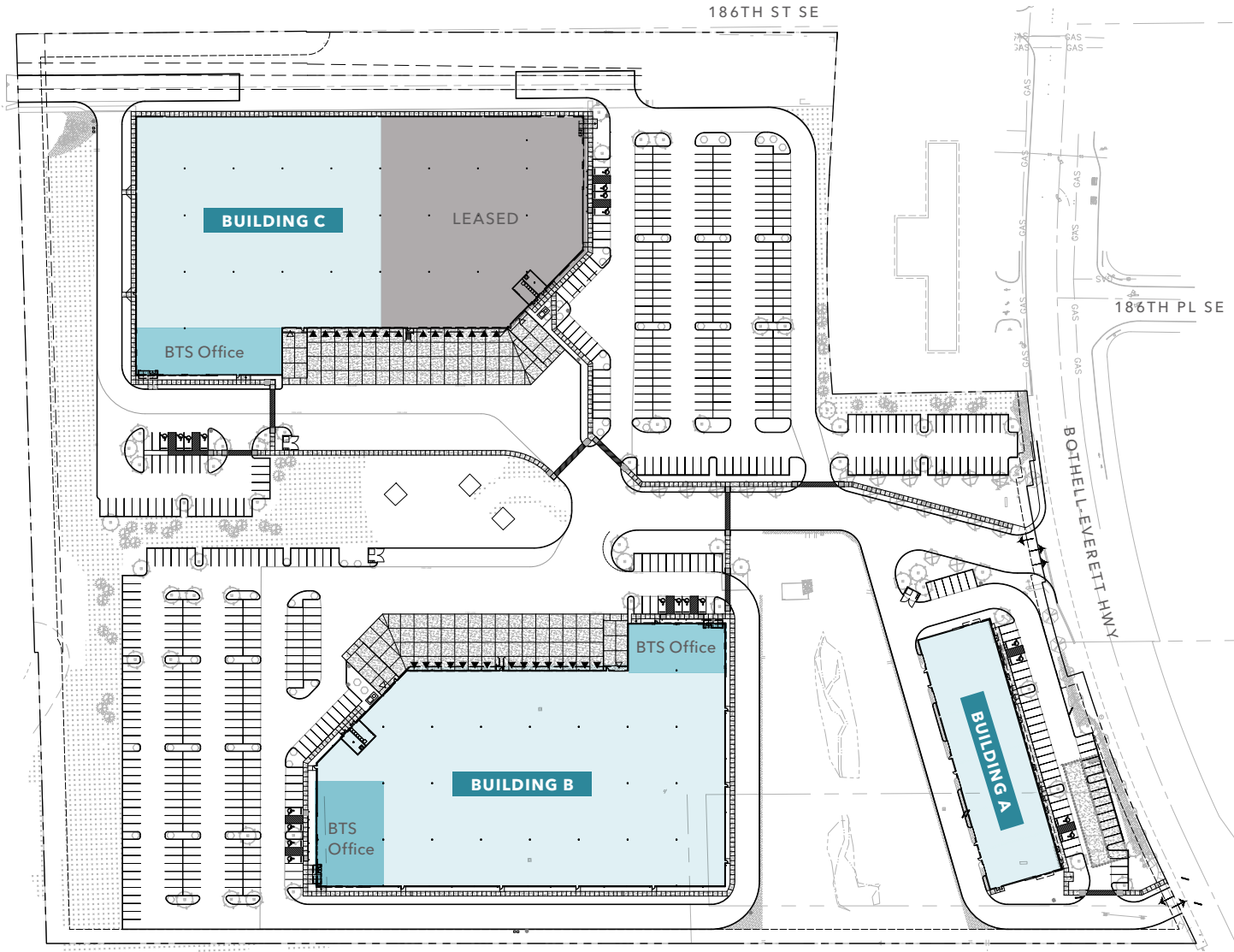
Heavy power

Easy access to I-405 and I-5

Contact brokers for lease rates



SITE PLAN



NORTH CREEK COMMERCE CENTER



BUILDING A

RETAIL / SHOWROOM

For retail leasing,
please contact

MONICA WALLACE
Kidder Mathews
425.450.1104
monica.wallace@kidder.com

AVAILABLE FOR LEASE | NORTHCREEKCOMMERCE.COM

JSH PROPERTIES | KIDDER MATHEWS

BUILDING A

RETAIL / SHOWROOM

22,971 SF

TOTAL AREA

Can be divided to $\pm 4,000$ SF

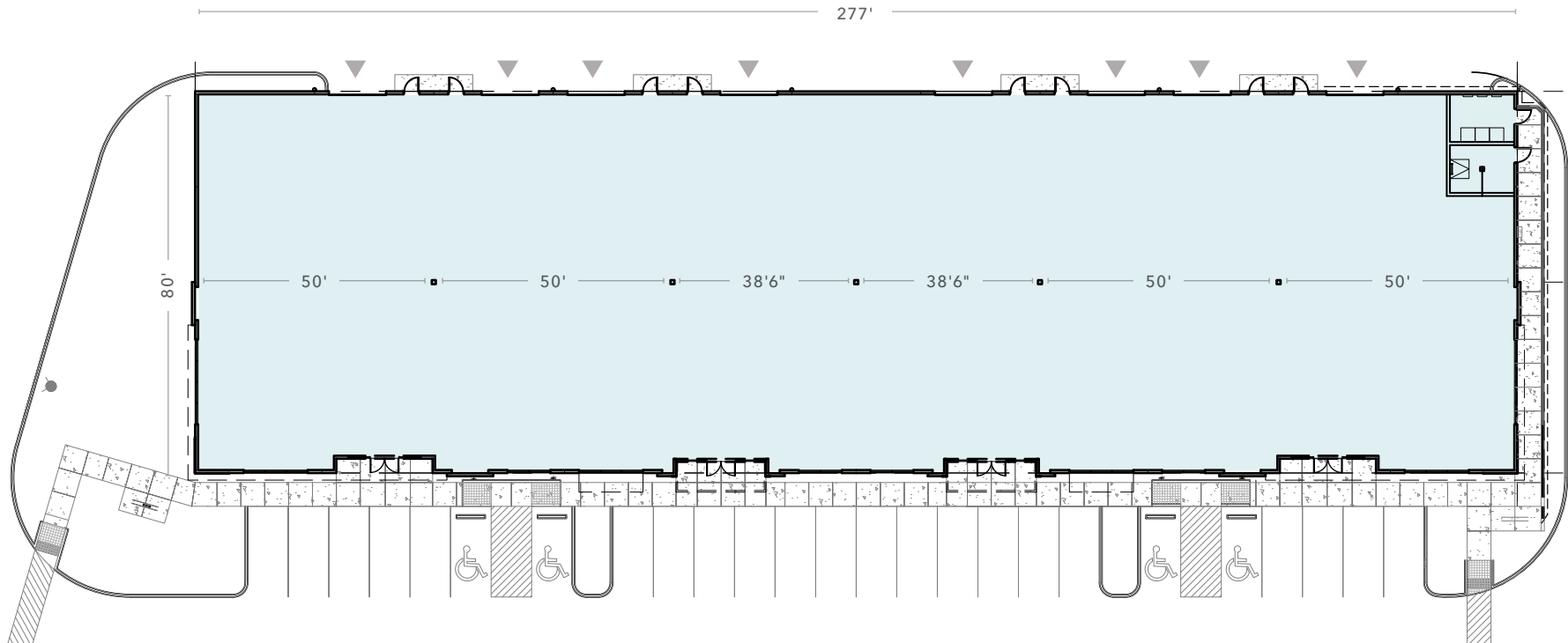
47 dedicated parking stalls

20' clear height

Grade-level rear loading

Strong demographics

High traffic counts at 32,405 VPD



▲ Drive-In Doors





BUILDING B

FLEX / INDUSTRIAL

ZACH VALL-SPINOSA
Kidder Mathews
425.450.1115
zach.vallspinosa@kidder.com

ERNIE VELTON
JSH Properties
425.283.5471
erniev@jshproperties.com

REESE VELTON
JSH Properties
425.283.5484
reesev@jshproperties.com

BUILDING B

FLEX / INDUSTRIAL

101,176 SF

TOTAL FOOTPRINT SF

BTS

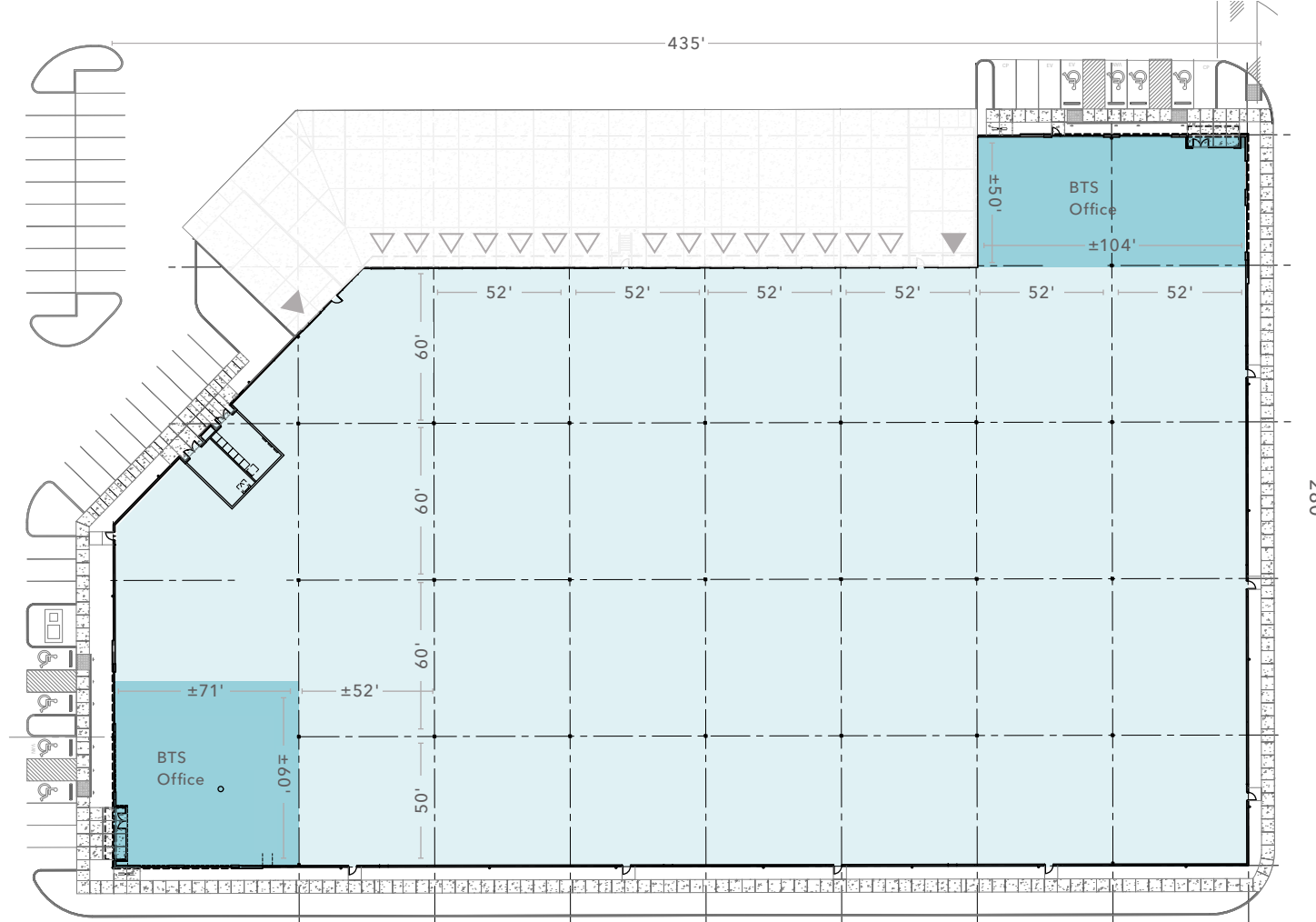
2ND-STORY OFFICES AVAILABLE

15

AVAILABLE DOCK-HIGH DOORS

2

AVAILABLE GRADE-LEVEL DOORS



△ Dock-high loading ▲ Grade-level loading



BUILDING C

FLEX / INDUSTRIAL

ZACH VALL-SPINOSA
Kidder Mathews
425.450.1115
zach.vallspinosa@kidder.com

ERNIE VELTON
JSH Properties
425.283.5471
erniev@jshproperties.com

REESE VELTON
JSH Properties
425.283.5484
reesev@jshproperties.com

BUILDING C

FLEX / INDUSTRIAL

66,500 SF

TOTAL REMAINING FOOTPRINT

BTS

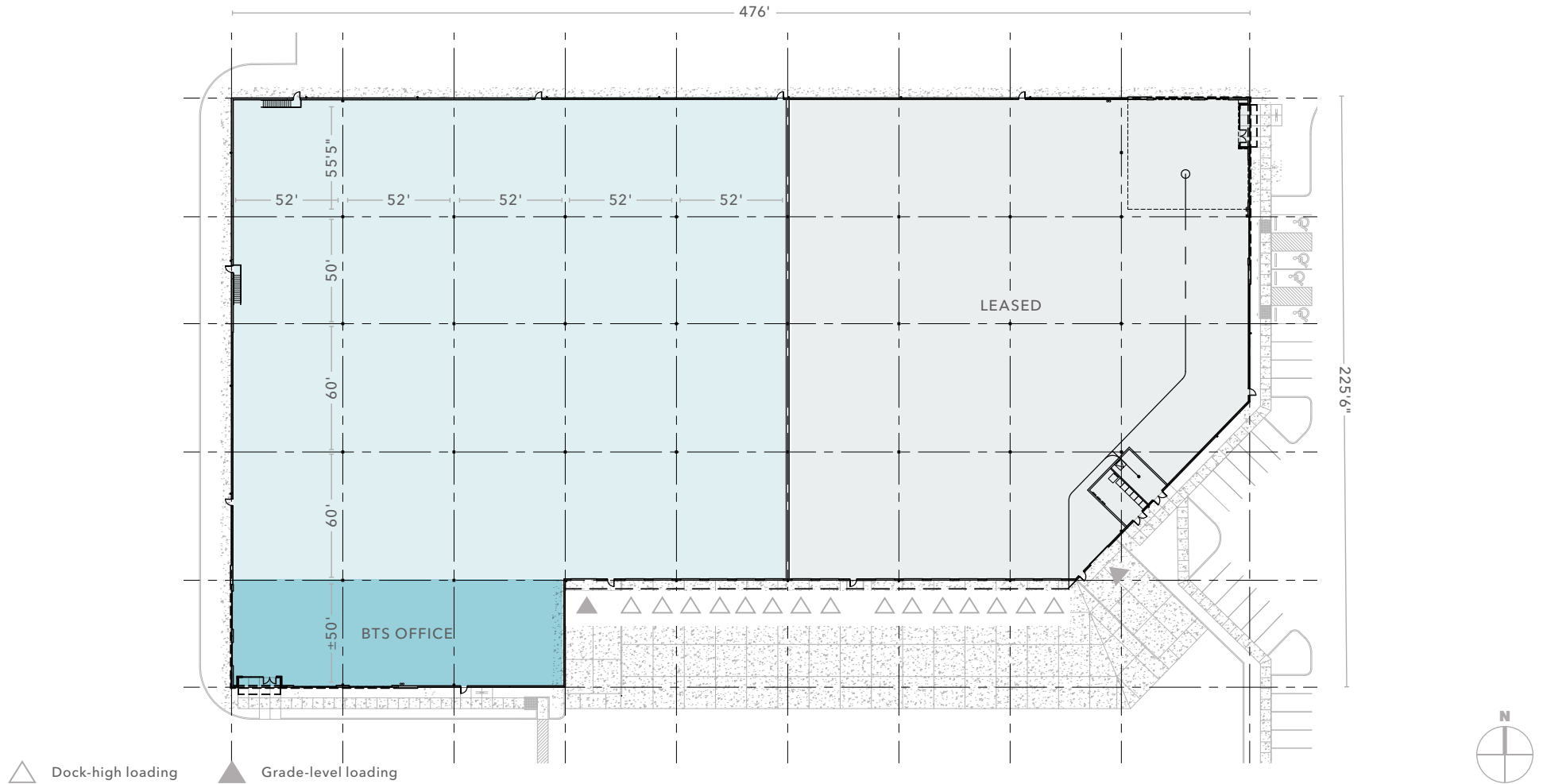
OFFICE SPACE
AVAILABLE

6

AVAILABLE
DOCK-HIGH DOORS

1

AVAILABLE
GRADE-LEVEL DOOR



NORTH CREEK COMMERCE CENTER

Perfectly connected with easy access to major freeways and interstate highways

2.5 MI | *3.4 MI* | *1.7 MI*
TO I-405 | TO I-5 | TO SR-9

Puget Sound

NORTH CREEK COMMERCE CTR

8 MIN TO I-5

9 MIN TO SR-9

6 MIN TO I-405



NORTH CREEK COMMERCE CENTER

18728 B

18728 B

EXCLUSIVELY LEASED BY

ZACH VALL-SPINOSA
Kidder Mathews
425.450.1115
zach.vallspinosa@kidder.com

ERNIE VELTON
JSH Properties
425.283.5471
erniev@jshproperties.com

REESE VELTON
JSH Properties
425.283.5484
reesev@jshproperties.com

RETAIL LEASING

MONICA WALLACE
Kidder Mathews
425.450.1104
monica.wallace@kidder.com

REPRESENTED BY



DEVELOPED BY



KIDDER.COM

This information supplied herein is from sources we deem reliable. It is provided without any representation, warranty, or guarantee, expressed or implied as to its accuracy. Prospective Buyer or Tenant should conduct an independent investigation and verification of all matters deemed to be material, including, but not limited to, statements of income and expenses. Consult your attorney, accountant, or other professional advisor. All Kidder Mathews designs are the sole property of Kidder Mathews. Branded materials and layouts are not authorized for use by any other firm or person.

