




Property Specifications

PREMISES	Building D 19821 87th Ave S Kent, WA 98031
AVAILABLE	Now
SPACE AVAILABLE	18,000 SF
OFFICE SIZE	2,460 SF
LOCATION	End Cap Space
CLEAR HEIGHT	24'
SPRINKLERS	Wet System
COLUMN SPACING	60' x 25'
LOADING	<ul style="list-style-type: none"> 5 Dock High (9'8" x 10') 2 Rail Doors
RATE	Contact Brokers



Owned By:

mapletree

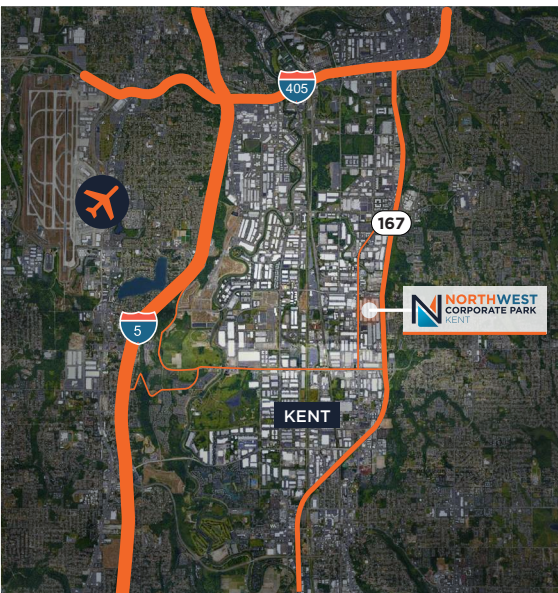
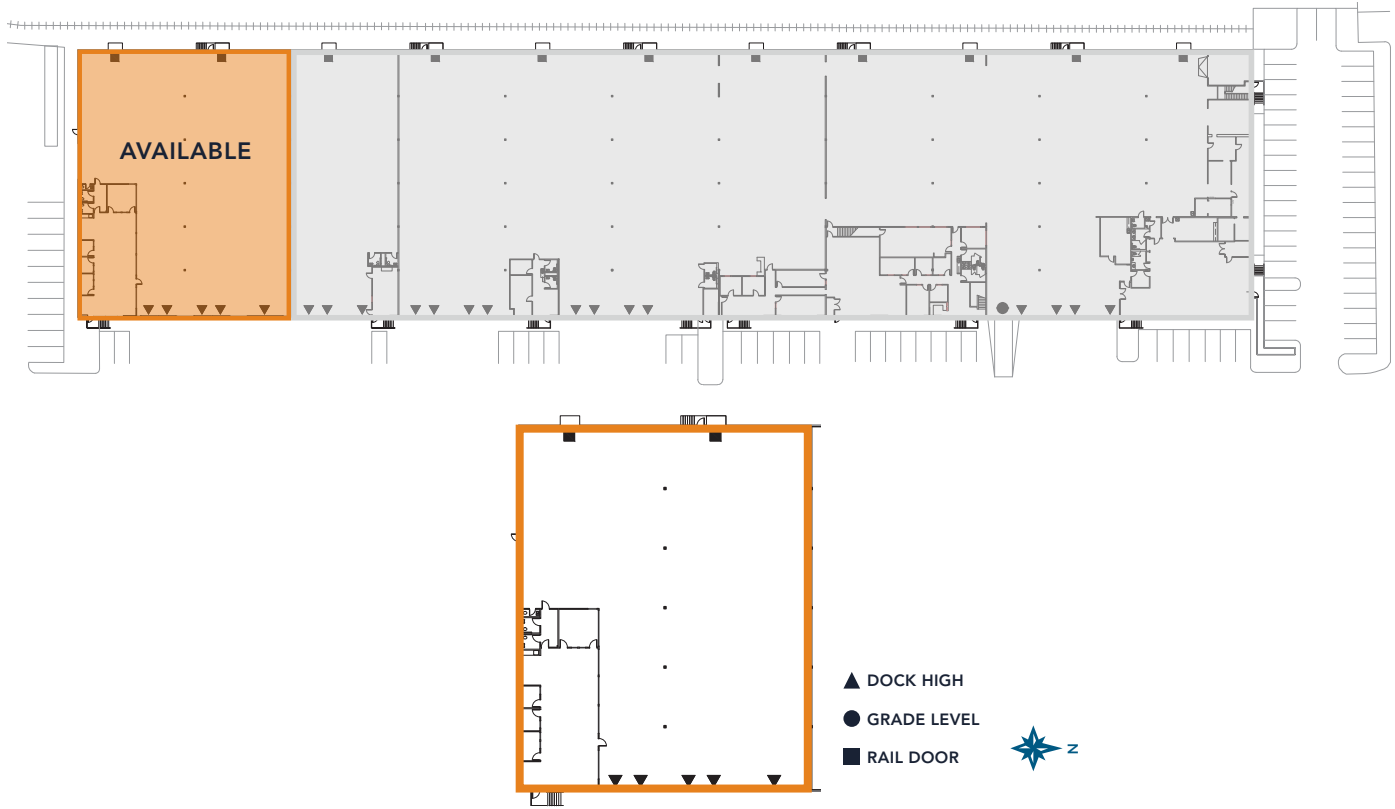
Leasing By:

CUSHMAN & WAKEFIELD

Scott Alan, SIOR
Executive Managing Director
+1 206 521 0236
scott.alan@cushwake.com

Patrick Mullin
Executive Managing Director
+1 206 521 0265
patrick.mullin@cushwake.com

Site Plan



Owned By:

maple^{tree}

Leasing By:

CUSHMAN & WAKEFIELD

Scott Alan, SIOR
Executive Managing Director
+1 206 521 0236
scott.alan@cushwake.com

Patrick Mullin
Executive Managing Director
+1 206 521 0265
patrick.mullin@cushwake.com