



BEL-SPRING 520 - EAST BLDG

Suite 210 - 2,217 RSF
For Sublease

11820 Northup Way
Bellevue, WA

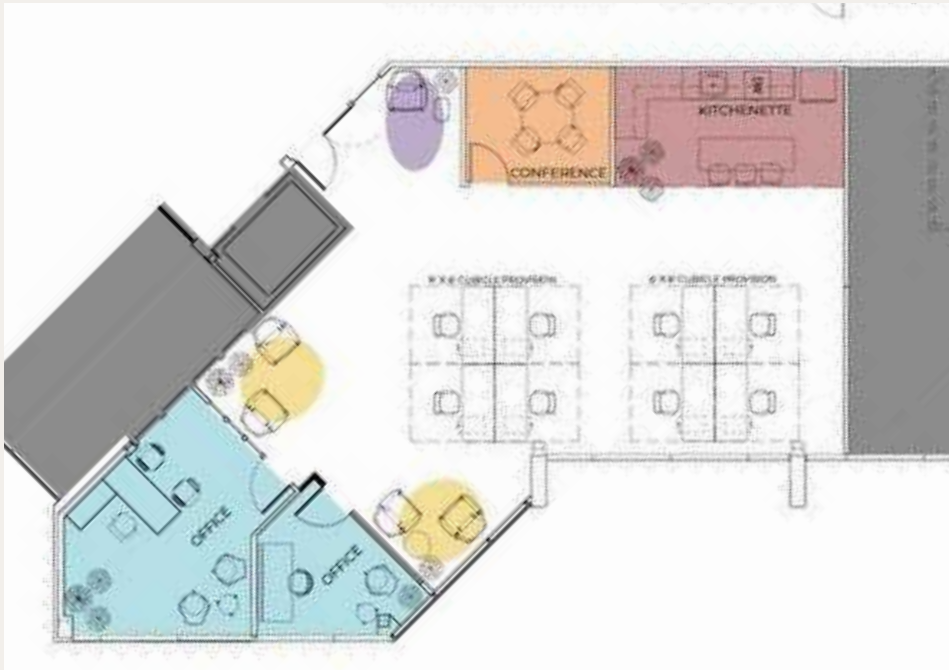
Taylor Olson
Vice President
+1 206 330 1612
taylor.olson@cbre.com

Lester Sauvage
Sales Associate
+1 206 678 3954
lester.sauvage@cbre.com

CBRE


Floorplan

Suite 210

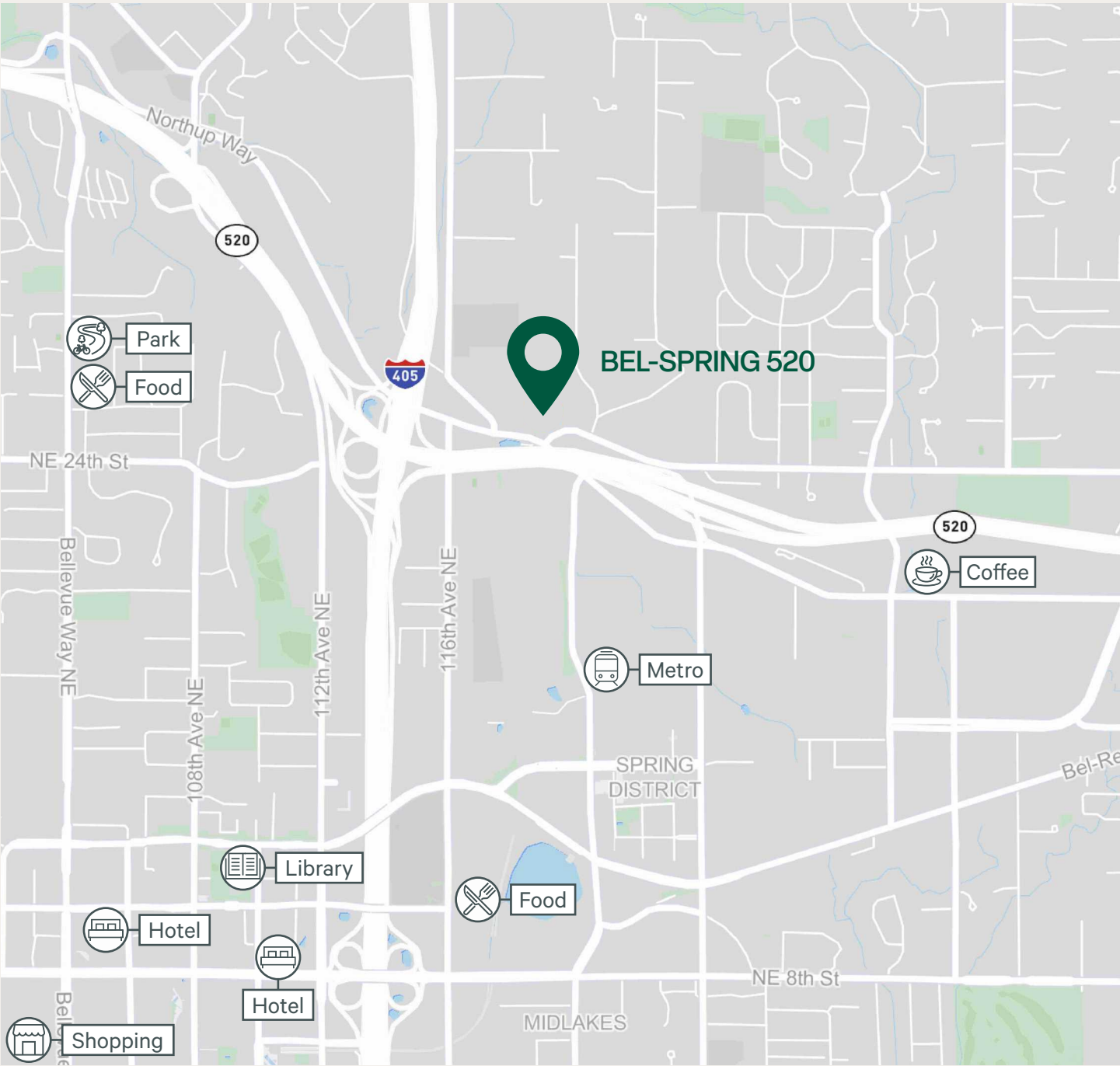


2,217
Square Feet

Available Space	Asking Rate	Sublease Expiration	Parking Ratio
2,217 RSF	\$25.00/SF/Year Full Service	3/31/2027	3.8/1,000 SF Unreserved Parking is Free



Location Map





BEL-SPRING 520 - EAST BLDG

Suite 210 - 2,217 RSF

For Sublease

11820 Northup Way

Bellevue, WA

Taylor Olson

Vice President

+1 206 330 1612

taylor.olson@cbre.com

Lester Sauvage

Sales Associate

+1 206 678 3954

lester.sauvage@cbre.com

CBRE

© 2025 CBRE, Inc. All rights reserved. This information has been obtained from sources believed reliable but has not been verified for accuracy or completeness. CBRE, Inc. makes no guarantee, representation or warranty and accepts no responsibility or liability as to the accuracy, completeness, or reliability of the information contained herein. You should conduct a careful, independent investigation of the property and verify all information. Any reliance on this information is solely at your own risk. CBRE and the CBRE logo are service marks of CBRE, Inc. All other marks displayed on this document are the property of their respective owners, and the use of such marks does not imply any affiliation with or endorsement of CBRE. Photos herein are the property of their respective owners. Use of these images without the express written consent of the owner is prohibited. BSO_10.29.25