

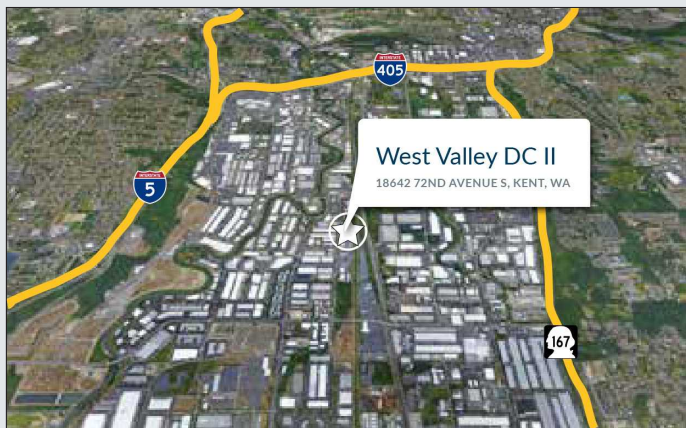


ARES
INDUSTRIAL
MANAGEMENT

WEST VALLEY DISTRIBUTION CENTER II

18620 72ND AVENUE SOUTH KENT, WA 98032

6,000 Leasable SQ FT | Great access to Hwy-167, I-5 and I-405



BUILDING HIGHLIGHTS

- 6,000 SF Total
- 484 SF of office
- 2 Dock-high doors
- 24' clear height
- Rare small dock served space
- North Kent Valley location
- Available Now

MATT WOOD, SIOR
5628 Airport Way S, #238
Seattle, WA 98108
206-595-6814

JOHN BROOM
5628 Airport Way S, #238
Seattle, WA 98108
206-877-2750






ARES
INDUSTRIAL
MANAGEMENT

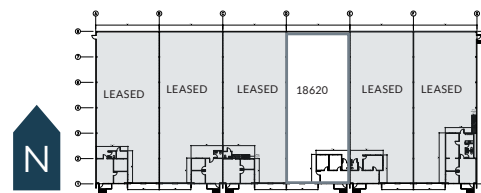
WEST VALLEY DISTRIBUTION CENTER II

18620 72ND AVENUE SOUTH KENT, WA 98032

6,000 Leasable SQ FT | Great access to Hwy-167, I-5 and I-405



- 6,000 SF Total
- 484 SF office
- 2 Dock-high doors
- 24' clear height
- Available Now



MATT WOOD, SIOR

5628 Airport Way S, #238
Seattle, WA 98108
206-595-6814

JOHN BROOM

5628 Airport Way S, #238
Seattle, WA 98108
206-877-2750

