

13500

Lake City
Way NE

Seattle, WA

CBRE

13500
Lake City Way NE

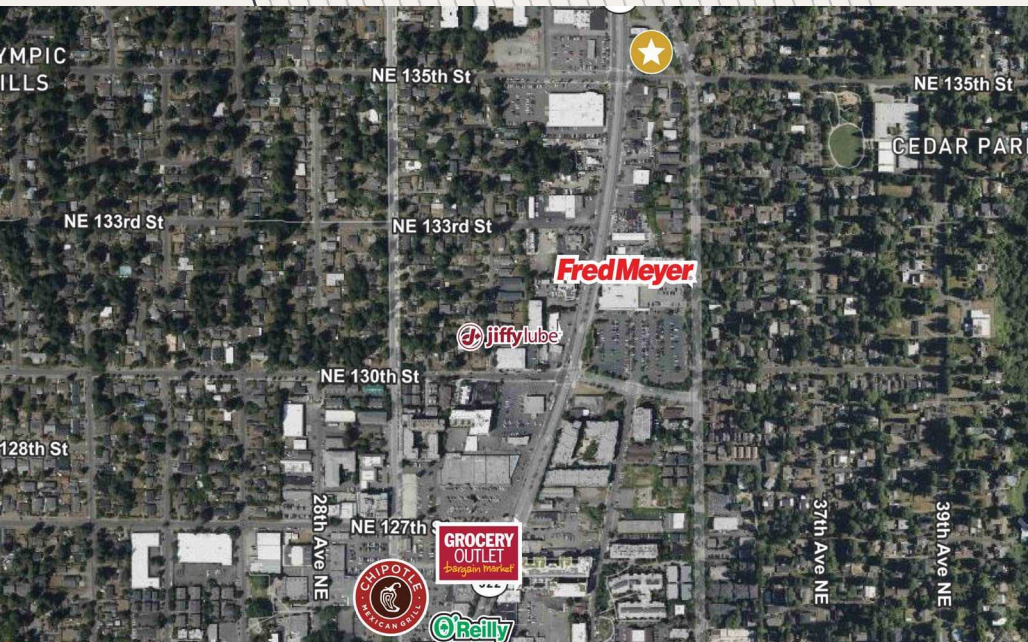




PROPERTY DETAILS

Lake City, nestled in northeastern Seattle, spans from NE 85th Street to NE 145th Street, bordered by Interstate 5 and Lake Washington. This vibrant neighborhood is home to over 500 businesses, offering a wealth of retail amenities, services, and public transportation options. Property owners in Lake City are poised to benefit from the tightening rental market and the growing attractiveness of areas with plentiful conveniences.

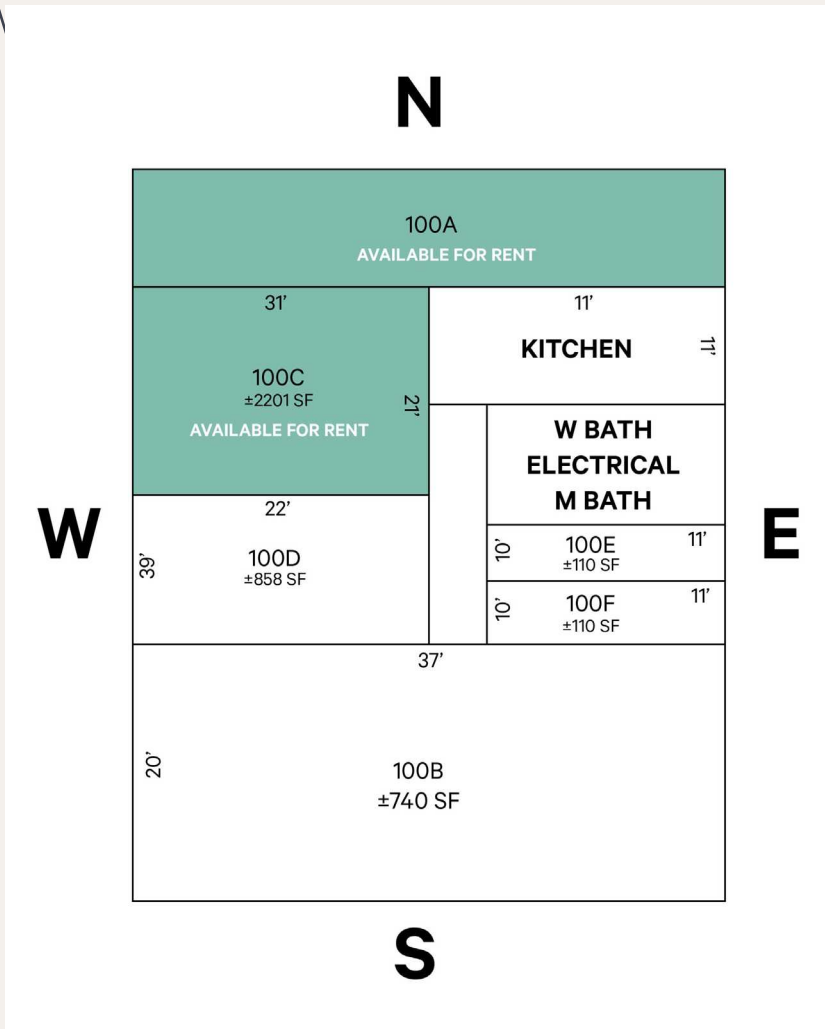
- Lease rate \$23.00 Gross
- Office size: 100SF to 2,500SF available
- Built in 1980 with current reconditioning occurring now
- Ample parking



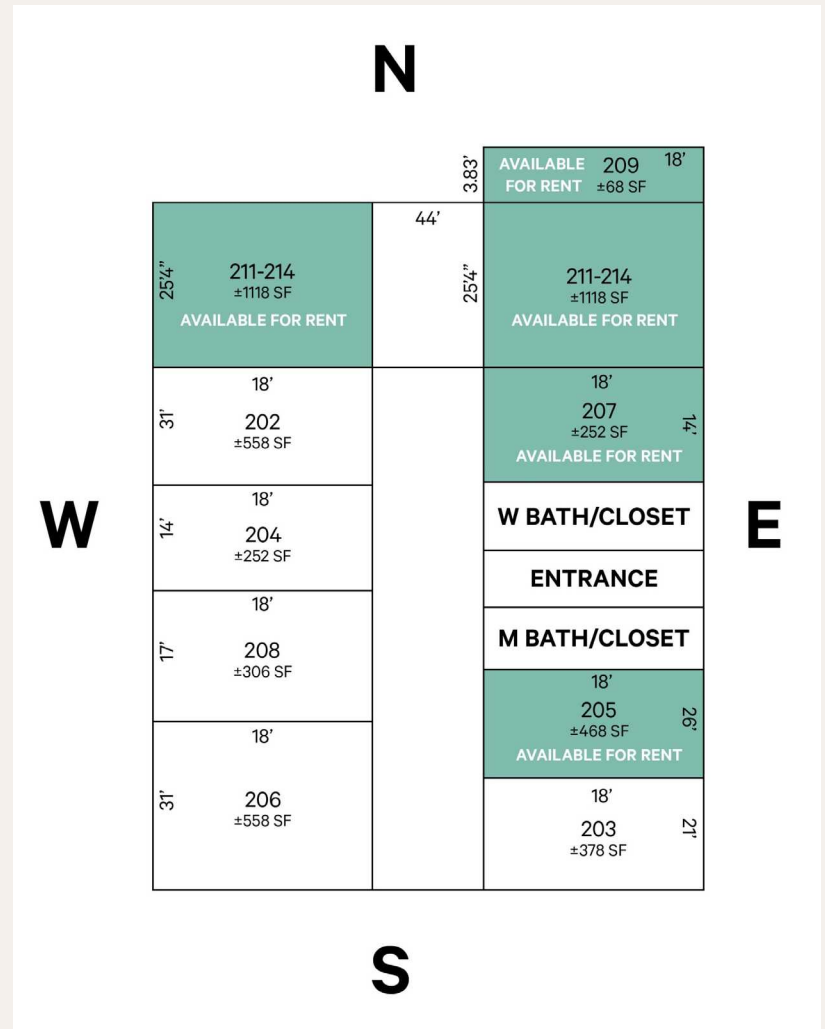
13500 Lake City Way NE

Floor Plans

First Floor



Second Floor



13500

Lake City Way NE

CONTACT US

Teresa Patton

First Vice President
+1 253 596 0043
teresa.patton@cbre.com

CBRE

710 Market Street
Tacoma, WA 98402
+1 253 572 6355

© 2025 CBRE, Inc. All rights reserved. This information has been obtained from sources believed reliable, but has not been verified for accuracy or completeness. You should conduct a careful, independent investigation of the property and verify all information. Any reliance on this information is solely at your own risk. CBRE and the CBRE logo are service marks of CBRE, Inc. All other marks displayed on this document are the property of their respective owners, and the use of such logos does not imply any affiliation with or endorsement of CBRE. Photos herein are the property of their respective owners. Use of these images without the express written consent of the owner is prohibited.

CBRE

