

FOR LEASE

Owned and Operated by  **LINK**

HARBOUR REACH BUSINESS PARK

4620 Campus Place, Mukilteo, WA

Bldg. A Suite 110:
10,560 SF



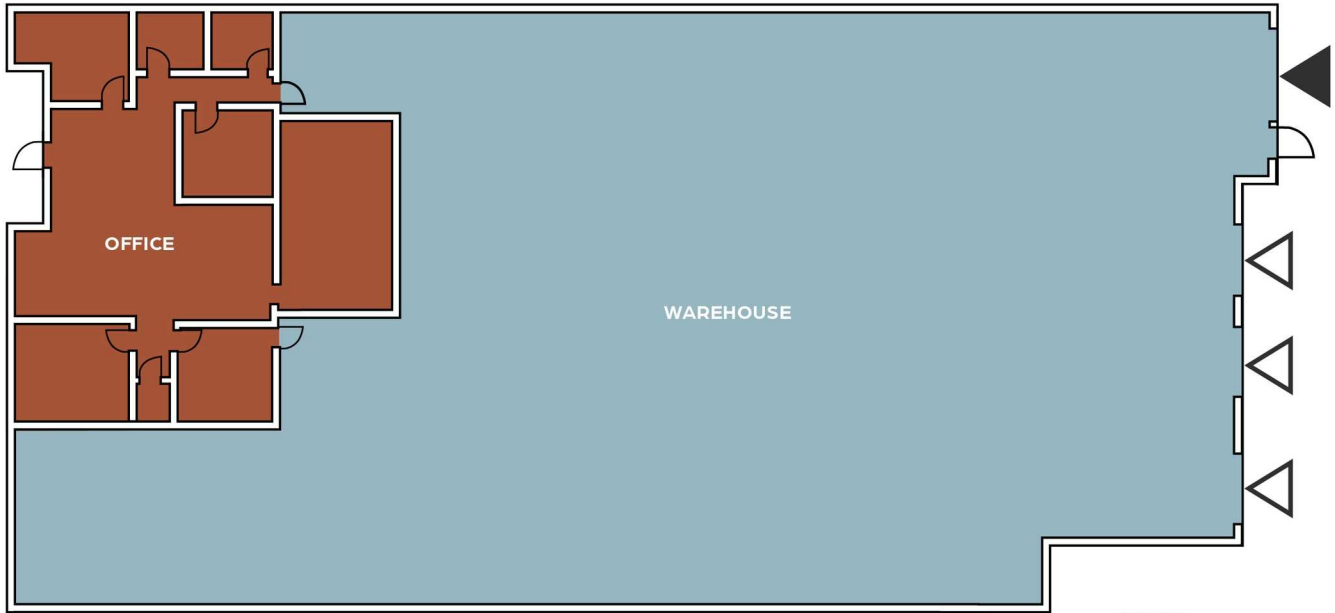
LEASING INFO & CONTACT

Connor Gilchrist (425) 274-4286 / gilchrist@broderickgroup.com
Rawley Holmberg (425) 274-4284 / holmberg@broderickgroup.com



BRODERICK
• GROUP •

This is not an offer or acceptance of an offer to lease space. A lease will only be offered or made in a written agreement signed by landlord. No representation or warranty of any kind is made by landlord unless set forth in a written definitive lease executed by the landlord.

BUILDING A, SUITE 110



KEY

-  Dock high door
-  Grade level door



SPACE FEATURES

Available:	6/1/2026
Total SF:	10,560 SF
Office SF:	1,500 SF
Clear Height:	24'

Loading:	3 DH, 1 GL
Power:	250 amps, 277/480V, 3-phase
Parking:	1.5 stalls : 1,000 SF
Rates:	Inquire with broker



**HARBOUR REACH
BUSINESS PARK**

**Harbour Point Shopping
Center**

- QFC
- Subway
- MOD Pizza
- Big Chicken
- Jack in the Box
- Chase Bank

Mukilteo's Speedway Café
Jersey Mike's
McDonald's

**Paine Field
Airport**

AIRPORT RD

BEVERLY PARK RD

525

99

**INTERSTATE
5**