



RETAIL FOR LEASE

# ORCHARD PLAZA

1022 108th Ave SE,  
Kent, WA 98031

Contact Us:

(425) 306 - 5458

[lien@easerich.us](mailto:lien@easerich.us)



# ORCHARD PLAZA

21022 108TH AVE SE, KENT, WA 98031

**LAST SPACE!**

**LEASED**

Suite No.	21002	20934
Size	3,797 RSF	1,260 RSF
Rent	\$18.00 - \$22.00 PSF	\$24.00 - \$28.00 PSF
NNN	Inquire	Inquire



The information presented here is deemed to be accurate, but has not been independently verified. We make no guarantee, warranty or representation. It is your responsibility to independently confirm accuracy and completeness.  
 ©2025 GreatEarth® Realty, Inc. No part of this may be distributed or re-produced, in whole or in part, without the prior written consent of GreatEarth® Realty, Inc.  
 Independently Owned & Operated. ©2025 Easerich® Commercial Real Estate Advisors, LLC. No part of this may be distributed or re-produced, in whole or in part, without the prior written consent of Easerich Commercial Real Estate Advisors, LLC.


# ORCHARD PLAZA

SUITE 21002

RATE: \$18.00 - \$22.00 PSF

NNN: INQUIRE

SIZE: 3,797 RSF



The information presented here is deemed to be accurate, but has not been independently verified. We make no guarantee, warranty or representation. It is your responsibility to independently confirm accuracy and completeness.

©2025 GreatEarth® Realty, Inc. No part of this may be distributed or re-produced, in whole or in part, without the prior written consent of GreatEarth® Realty, Inc

Independently Owned & Operated. ©2025 Easerich® Commercial Real Estate Advisors, LLC. No part of this may be distributed or re-produced, in whole or in part, without the prior written consent of Easerich Commercial Real Estate Advisors, LLC.



# DEMOGRAPHICS

## CITY, STATE

**Kent, WA**

## POPULATION

**137,618**


## AVG. HHSIZE

**2.72**

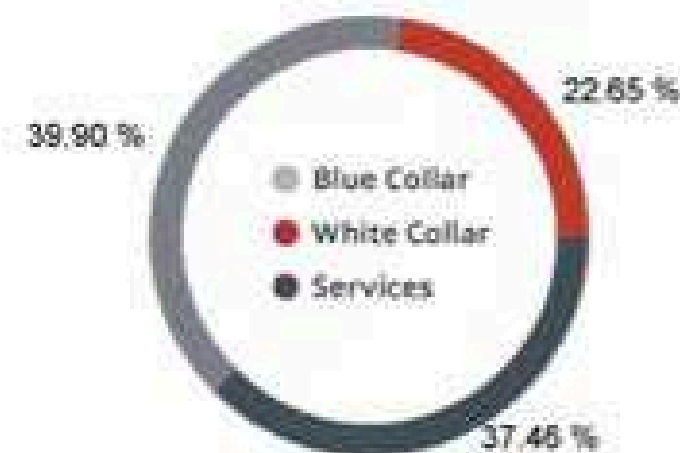
## MEDIAN HH INCOME

**\$68,315**

## HOME OWNERSHIP



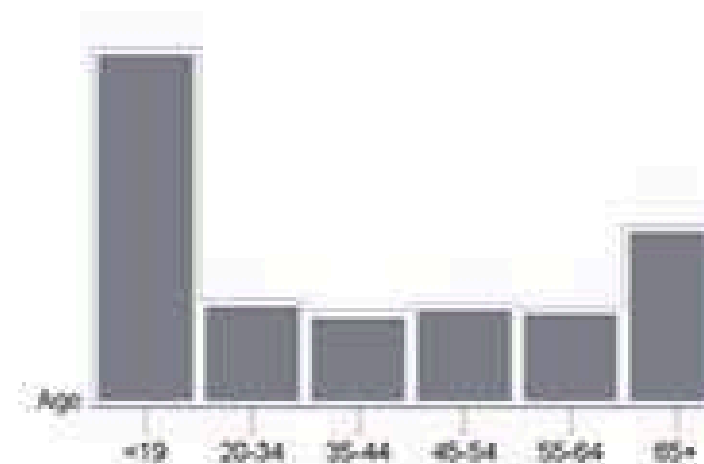
## EMPLOYMENT



## EDUCATION

High School Grad:	24.49 %
Some College:	25.96 %
Associates:	8.85 %
Bachelors:	30.75 %

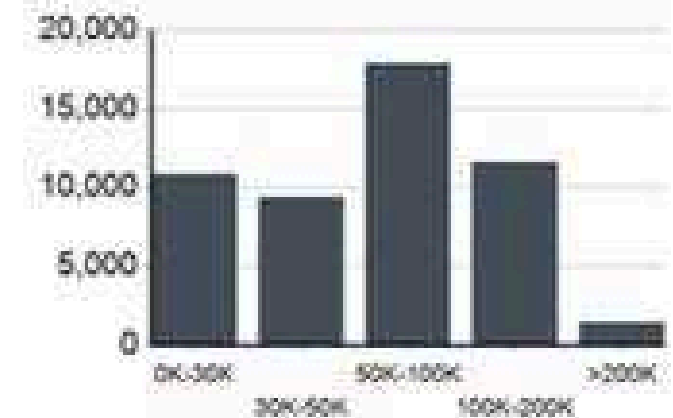
## GENDER & AGE



## RACE & ETHNICITY

White:	45.34 %
Asian:	22.65 %
Native American:	0.11 %
Pacific Islanders:	0.93 %
African-American:	8.56 %
Hispanic:	11.81 %
Two or More Races:	10.60 %

## INCOME BY HOUSEHOLD



## HH SPENDING



# REGIONAL MAP



The information presented here is deemed to be accurate, but has not been independently verified. We make no guarantee, warranty or representation. It is your responsibility to independently confirm accuracy and completeness.

©2025 GreatEarth® Realty, Inc. No part of this may be distributed or re-produced, in whole or in part, without the prior written consent of GreatEarth® Realty, Inc

Independently Owned & Operated. ©2025 Easerich® Commercial Real Estate Advisors, LLC. No part of this may be distributed or re-produced, in whole or in part, without the prior written consent of Easerich Commercial Real Estate Advisors, LLC.



# RETAIL MAP



The information presented here is deemed to be accurate, but has not been independently verified. We make no guarantee, warranty or representation. It is your responsibility to independently confirm accuracy and completeness.  
 ©2025 GreatEarth® Realty, Inc. No part of this may be distributed or re-produced, in whole or in part, without the prior written consent of GreatEarth® Realty, Inc.  
 Independently Owned & Operated. ©2025 Easerich® Commercial Real Estate Advisors, LLC. No part of this may be distributed or re-produced, in whole or in part, without the prior written consent of Easerich Commercial Real Estate Advisors, LLC.





10701 MAIN STREET, STE 103 BELLEVUE, WA 98004

# ORCHARD PLAZA

21022 108TH AVE SE, KENT, WA 98031

## **LIEN MA, CCIM, CRRP**

Managing Director

LIEN@EASERICH.US  
(425) 306 - 5458

## **MEGAN EU, CCIM**

Vice President

MEGAN@GREATEARTHREALTY.COM  
(425) 306-4842



The information presented here is deemed to be accurate, but has not been independently verified. We make no guarantee, warranty or representation. It is your responsibility to independently confirm accuracy and completeness.

©2025 GreatEarth® Realty, Inc. No part of this may be distributed or re-produced, in whole or in part, without the prior written consent of GreatEarth® Realty, Inc

Independently Owned & Operated. ©2025 Easerich® Commercial Real Estate Advisors, LLC. No part of this may be distributed or re-produced, in whole or in part, without the prior written consent of Easerich Commercial Real Estate Advisors, LLC.

