

A photograph of a modern glass skyscraper with a yellow graphic overlay. The building has a grid of windows and a prominent yellow L-shaped graphic element on the left side. The sky is clear and blue.

NINE
TWO
NINE

OFFICE SPACE
AVAILABLE

929 108th Avenue NE | Bellevue, WA 98004

CBRE




WELCOME TO THE HOME
OF THINKERS AND LEADERS.

WELCOME TO
NINE TWO NINE
OFFICE TOWER.




OUTDOOR PLAZA



FITNESS CENTER

929 IS **SMART**

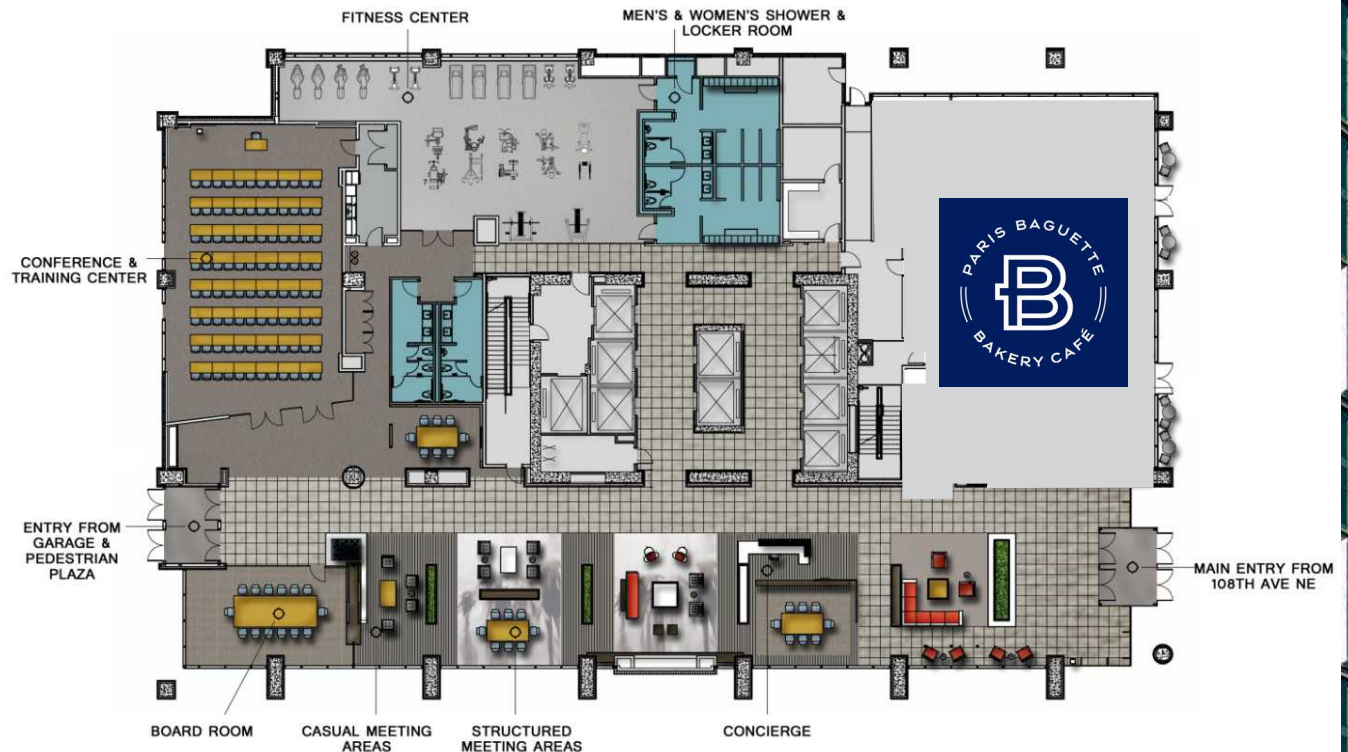


GREAT ROOM WORK SPACES

For those imagining what's ahead, Nine Two Nine Office Tower is built ready to meet the future of business, right here in energetic and thriving Downtown Bellevue. From intelligent building systems to an expansive Great Room, Nine Two Nine is smart and flexible from top to bottom. We've brought together forward-thinking features and amenities into an office tower ready for your big, bright future.


GREAT ROOM

- Modern amenities, including a 24/7 fitness center, on-site concierge, outdoor plaza, bicycle storage and shower/locker rooms, and smart parking garage
- Great room with collaborative work areas, conference and training rooms, and Wi-Fi connectivity throughout



- Efficient, 26,000 sq. ft. floor plates with optimal bay depths and column spacing
- Advanced energy standards, efficient building systems and LEED® Gold certification

Available Space

Suite	Size	Available Date	Note	Virtual Tour Link
Suite 250	12,717 SF	Now	Furniture available	
Suite 400	25,697 SF	Now	Furniture available Up to 77,588 SF contiguous	
Suite 500	26,200 SF	Now	Furniture available Up to 77,588 SF contiguous	
Suite 600	25,691 SF	Now	Furniture available Up to 77,588 SF contiguous	
Suite 1210	15,687 SF	Now	Market Ready Suite in Progress	
Suite 1300	26,067 SF	Now	Market Ready Suite in Progress Up to 41,754 SF contiguous with Suite 1210	
Suite 1510	7,006 SF	May 1, 2026	Exposed ceilings and concrete floors. A mix of open area, private offices and a conference room.	

929 IS FLEXIBLE

ADAPTIVE FEATURES FOR YOUR EVOLVING NEEDS

As you continue to build your business, we've thought ahead, anticipating your growth with scalable building systems, robust amenities, and efficient floor plates that adapt to your ever-changing work environment.



BOARD ROOM



CONFERENCE AND TRAINING ROOM



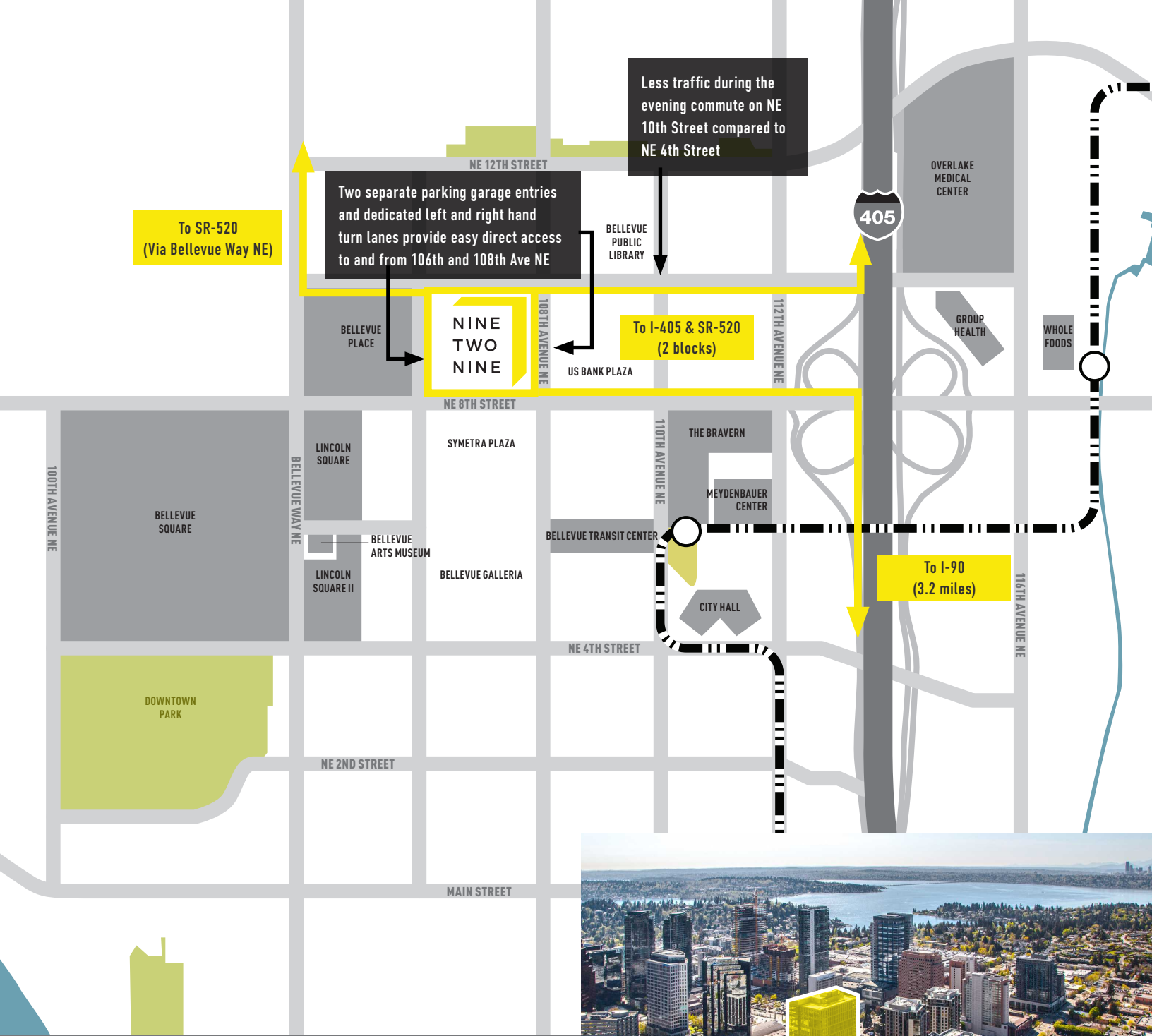
BRINGING TOGETHER THE BEST OF BELLEVUE AND ITS DYNAMIC CBD

Downtown Bellevue is thriving, with vibrant expansion from office to retail and residential with convenient access to mass transit. More than ever, it's a dynamic, livable city that's attracting the best and brightest talent.

BUILDING INFORMATION


Address	929 108th Avenue NE Bellevue, WA 98004
Stories	19
Size	462,000 RSF
Typical Floor	26,200 RSF
Parking Ratio	2.5/1,000 RSF
Construction	Post-tension concrete
Ceiling Heights	9'0" finished 11'8" unfinished
Sustainability	LEED® Gold certification
Electrical	Up to 5.0 watts PSF





SUPERIOR ACCESS

TO I-405 AND SR-520; SHORT WALK TO
BELLEVUE'S TRANSIT HUB AND FUTURE
LIGHT RAIL STATION



NINE TWO NINE

PETE HOLLOMON

+1 425 462 6928

pete.hollomon@cbre.com

LENNON ATTEBERRY

+1 425 941 7633

lennon.attedberry@cbre.com

CBRE | 929 108th Avenue NE | Suite 700 | Bellevue, WA 98004

CBRE

© 2026 CBRE, Inc. All rights reserved. This information has been obtained from sources believed reliable, but has not been verified for accuracy or completeness. You should conduct a careful, independent investigation of the property and verify all information. Any reliance on this information is solely at your own risk. CBRE and the CBRE logo are service marks of CBRE, Inc. and/or its affiliated or related companies in the United States and other countries. All other marks displayed on this document are the property of their respective owners. Photos herein are the property of their respective owners and use of these images without the express written consent of the owner is prohibited. BSO_1.9.26