



WALLACE
PROPERTIES

330 112th Ave NE, Suite 200
Bellevue, WA 98004
425-455-9976
www.wallaceproperties.com



Lobby Entry

WASHINGTON PARK

1407 & 1417 116TH AVE NE | BELLEVUE, WA 98004

FOR LEASING INFORMATION, PLEASE CONTACT:

Ann Bishop, MBA
Senior Vice President
bishop@wallaceproperties.com
206-229-7523

Jamie Nguyen
Associate Broker
jnguyen@wallaceproperties.com
425-610-5394

WASHINGTON PARK

BELLEVUE OFFICE SPACE FOR LEASE | 1407 & 1417 116TH AVE NE, BELLEVUE, WA 98004

SUITE	SIZE	FLOOR	BUILDING	AVAILABILITY	NET RENT RATE
E-100	6,618 RSF	1	1407	Now	\$22 (Rent Ready)
E-210	2,137 RSF	2	1407	Now	\$25.50
W-100	10,885 RSF	1	1417	1/1/26	\$25.50
W-200	6,657 RSF	2	1417	1/1/26	\$25.50

FEATURES:

- EST. 2026 OPERATING EXPENSES: \$12.61/RSF (INCLUDING IN-SUITE ELECTRICITY AND JANITORIAL)
- GREAT LOCATION IN AN OFFICE CAMPUS SETTING WITH EXCELLENT FREEWAY ACCESS
- IDEAL FOR GENERAL OFFICE OR PROFESSIONAL SERVICES INCLUDING MEDICAL
- FREE SURFACE PARKING AND RESERVED GARAGE
- PARKING AT \$75/MONTH PER STALL
- PARKING RATIO: 3.04/1,000, INCLUDING RESERVED PARKING. ADDITIONAL PARKING AVAILABLE FOR MEDICAL TENANTS
- WALKING DISTANCE TO DOWNTOWN BELLEVUE AMENITIES, SPRING DISTRICT AND 120TH SOUND TRANSIT LIGHT RAIL STATION



BLDG. 1407 UPDATED LOBBY

WASHINGTON PARK

BELLEVUE OFFICE SPACE FOR LEASE | 1407 & 1417 116TH AVE NE, BELLEVUE, WA 98004



BUILDING 1417

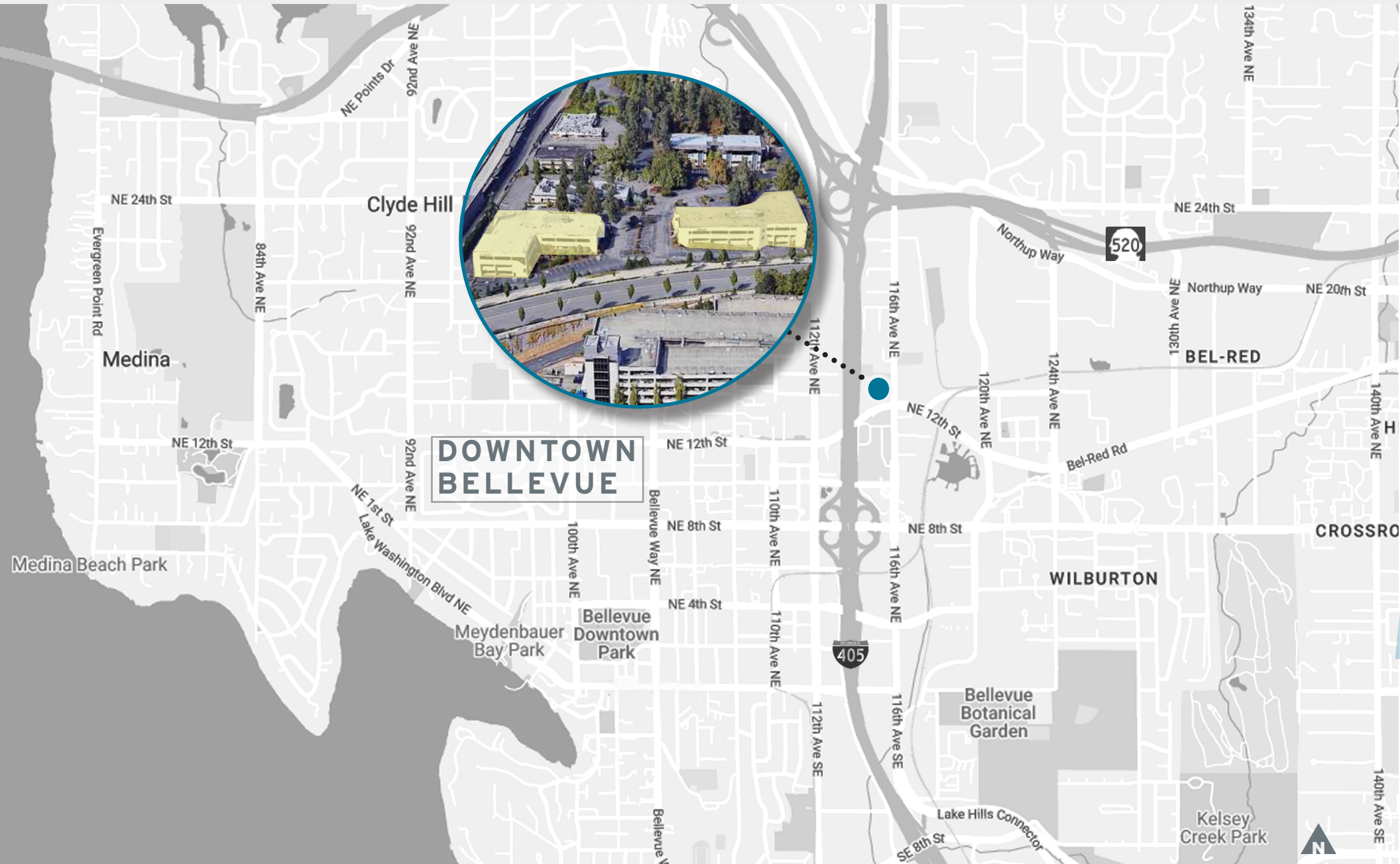
BUILDING 1407

NE 12TH ST.

116TH AVE. N.E.

WASHINGTON PARK

BELLEVUE OFFICE SPACE FOR LEASE | 1407 & 1417 116TH AVE NE, BELLEVUE, WA 98004



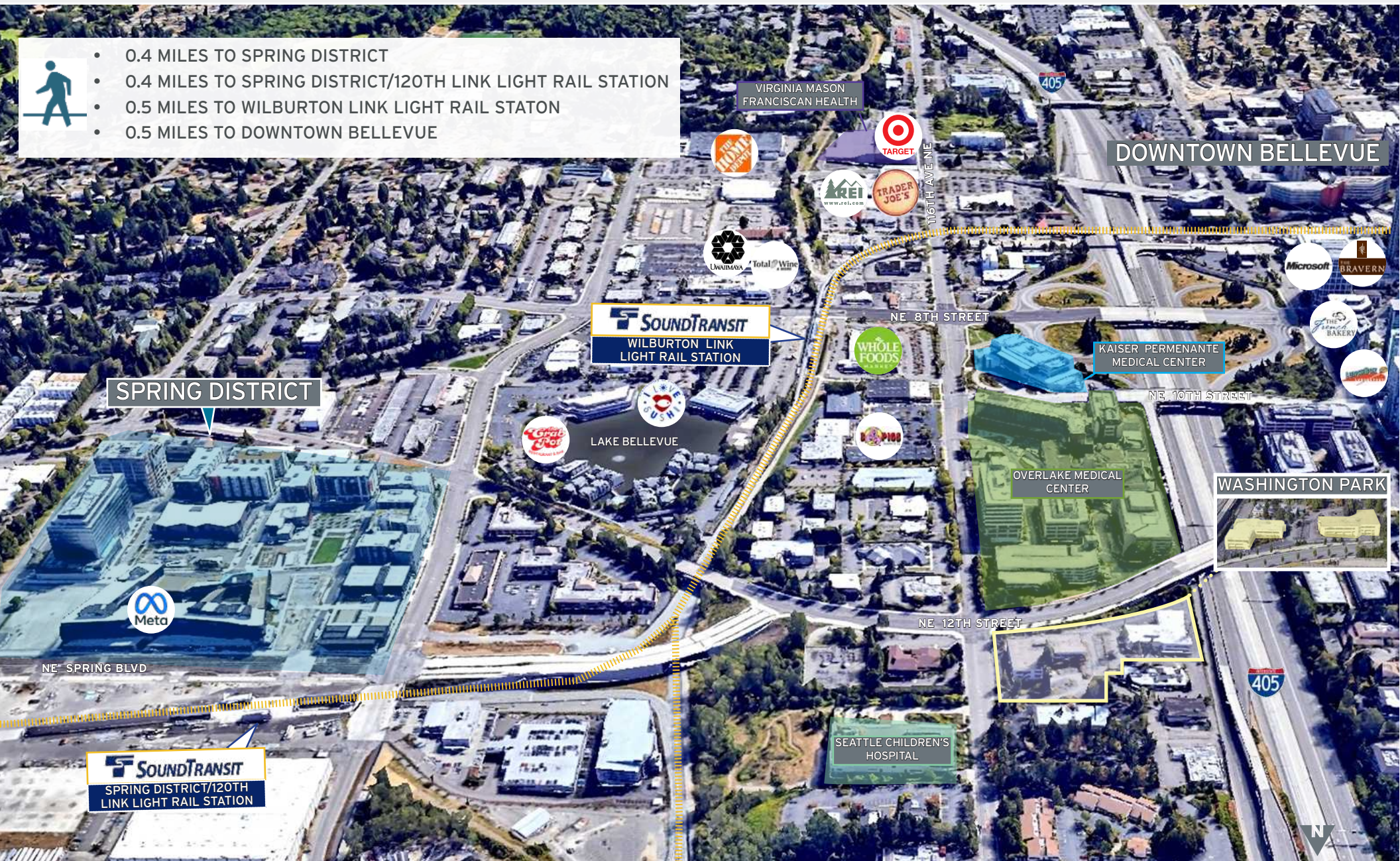
**DOWNTOWN
BELLEVUE**

WASHINGTON PARK

BELLEVUE OFFICE SPACE FOR LEASE | 1407 & 1417 116TH AVE NE, BELLEVUE, WA 98004



- 0.4 MILES TO SPRING DISTRICT
- 0.4 MILES TO SPRING DISTRICT/120TH LINK LIGHT RAIL STATION
- 0.5 MILES TO WILBURTON LINK LIGHT RAIL STATION
- 0.5 MILES TO DOWNTOWN BELLEVUE



SPRING DISTRICT

DOWNTOWN BELLEVUE

WASHINGTON PARK

SOUNDTRANSIT
WILBURTON LINK
LIGHT RAIL STATION

SOUNDTRANSIT
SPRING DISTRICT/120TH
LINK LIGHT RAIL STATION

Ann Bishop, MBA
Senior Vice President
bishop@wallaceproperties.com
206-229-7523

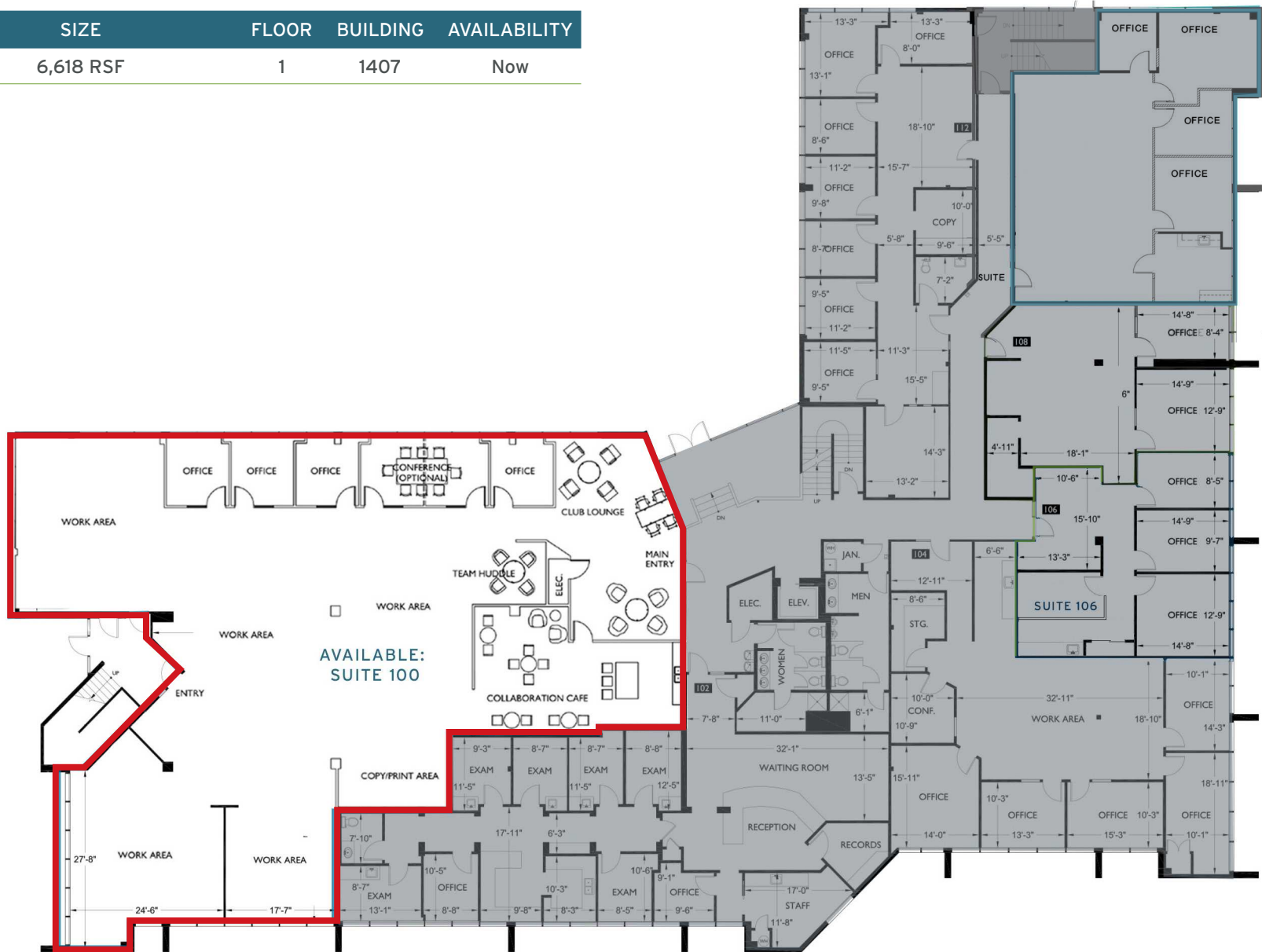
Jamie Nguyen
Associate Broker
jnguyen@wallaceproperties.com
425-610-5394



WASHINGTON PARK

BELLEVUE OFFICE SPACE FOR LEASE | 1407 & 1417 116TH AVE NE, BELLEVUE, WA 98004

SUITE	SIZE	FLOOR	BUILDING	AVAILABILITY
E-100	6,618 RSF	1	1407	Now



WASHINGTON PARK

BELLEVUE OFFICE SPACE FOR LEASE | 1407 & 1417 116TH AVE NE, BELLEVUE, WA 98004

SAMPLE TEST FIT DESIGN FOR ENTIRE 6,618 RSF PREMISES



1407 WASHINGTON PARK
SUITE E-100 | TEST FIT

WASHINGTON PARK

BELLEVUE OFFICE SPACE FOR LEASE | 1407 & 1417 116TH AVE NE, BELLEVUE, WA 98004

SUITE	SIZE	FLOOR	BUILDING	AVAILABILITY
E-210	2,137 RSF	2	1407	Now



AVAILABLE:-
SUITE 210



WASHINGTON PARK

BELLEVUE OFFICE SPACE FOR LEASE | 1407 & 1417 116TH AVE NE, BELLEVUE, WA 98004



Available: Suite 100

SUITE	SIZE	FLOOR	BUILDING	AVAILABILITY
W-100	10,885 RSF	1	1417	1/1/26

WASHINGTON PARK

BELLEVUE OFFICE SPACE FOR LEASE | 1407 & 1417 116TH AVE NE, BELLEVUE, WA 98004




AVAILABLE SUITE 200

SUITE	SIZE	FLOOR	BUILDING	AVAILABILITY
W-200	6,657 RSF	2	1417	1/1/26

WASHINGTON PARK

BELLEVUE OFFICE SPACE FOR LEASE | 1407 & 1417 116TH AVE NE, BELLEVUE, WA 98004



Ann Bishop, MBA
Senior Vice President
bishop@wallaceproperties.com
206-229-7523

Jamie Nguyen
Associate Broker
jnguyen@wallaceproperties.com
425-610-5394