



FOR LEASE

FOR LEASE

598 N WILBUR AVE

Walla Walla, WA 99362

Exclusively listed by:

Cory Barbieri
President
509.344.4901
cory.barbieri@g-b.com

Katie Bohr
Commercial Broker
509.344.4906
katie.bohr@g-b.com

Ryan Oberg
Commercial Broker
509.990.8423
ryan.oberg@g-b.com





**YOUR
BUSINESS
HERE**

Space Size: 46,000 SF
Parcel Size: 3.73 Acres
Base Rent: \$8.50 PSF
NNN (est.): \$1.25 PSF

- Prime Location
- Shopping Center Parking: 750 total parking spaces
- Grade-Level Loading/Drive-In Bay
- Strategically positioned within a high-visibility corridor
- Anchored by Staples, Harbor Freight Tools, and Albertson's
- Attractive Demographics

Cory Barbieri
President
509.344.4901
cory.barbieri@g-b.com

Katie Bohr
Commercial Broker
509.344.4906
katie.bohr@g-b.com

Ryan Oberg
Commercial Broker
509.990.8423
ryan.oberg@g-b.com



Serving as a major anchor for the Eastgate Marketplace, a 166,849 SF shopping center, this property offers a large 46,000 SF retail space for lease on 3.73 Acres. It features high visibility and excellent access, benefiting from the established traffic of the surrounding major retailers including Albertsons, Staples and Harbor Freight Tools.

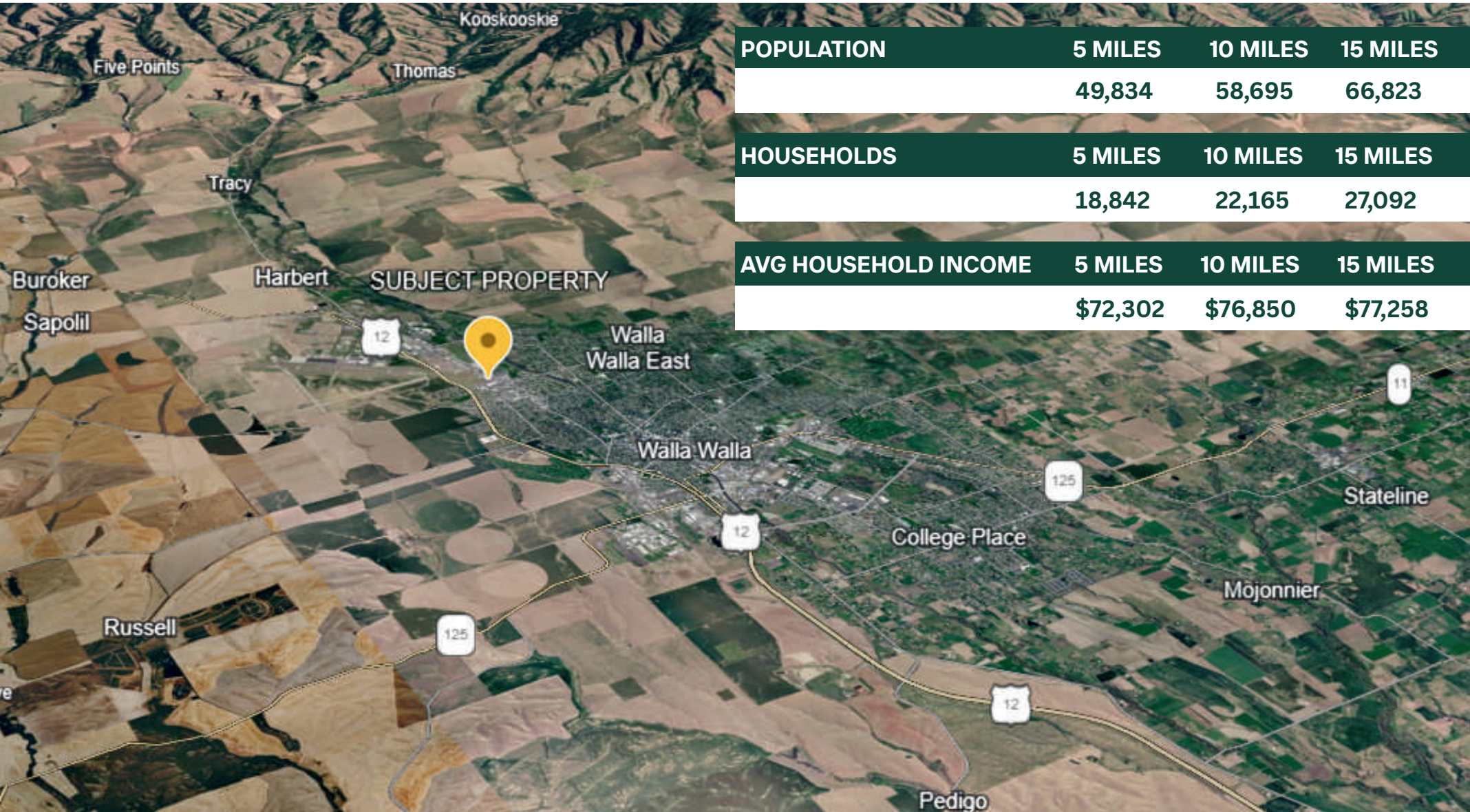


Cory Barbieri
President
509.344.4901
cory.barbieri@g-b.com

Katie Bohr
Commercial Broker
509.344.4906
katie.bohr@g-b.com

Ryan Oberg
Commercial Broker
509.990.8423
ryan.oberg@g-b.com





POPULATION	5 MILES	10 MILES	15 MILES
	49,834	58,695	66,823
HOUSEHOLDS	5 MILES	10 MILES	15 MILES
	18,842	22,165	27,092
AVG HOUSEHOLD INCOME	5 MILES	10 MILES	15 MILES
	\$72,302	\$76,850	\$77,258

Cory Barbieri
 President
 509.344.4901
 cory.barbieri@g-b.com

Katie Bohr
 Commercial Broker
 509.344.4906
 katie.bohr@g-b.com

Ryan Oberg
 Commercial Broker
 509.990.8423
 ryan.oberg@g-b.com





SUBJECT PROPERTY



FUTURE



RETAILER MAP

Cory Barbieri
President
509.344.4901
cory.barbieri@g-b.com

Katie Bohr
Commercial Broker
509.344.4906
katie.bohr@g-b.com

Ryan Oberg
Commercial Broker
509.990.8423
ryan.oberg@g-b.com




LOCATION OVERVIEW


Walla Walla, WA



AGRICULTURE



ECONOMY



EDUCATION



As one of Washington's oldest communities, Walla Walla County is the primary population center of the state's southeast region. The City of Walla Walla serves as the county seat; with nearly 35,000 residents, it accounts for approximately 55% of the county's total population of 62,000.



As a premier regional center for Southeastern Washington and Northeastern Oregon, the Walla Walla Valley is anchored by its leadership in agriculture, healthcare, viticulture, manufacturing, and higher education.



While famous for wheat, asparagus, and the iconic Walla Walla Sweet Onion, the region has also evolved into a premier wine destination. Since 1984, the valley has expanded to over 130 wineries throughout.



Walla Walla is a key Pacific Northwest logistics hub with robust infrastructure, including major rail lines (BNSF and Union Pacific), river barges, and a modern regional airport.



The city is a hub for higher learning, home to Whitman College, Walla Walla University, and Walla Walla Community College, in total enrolling 6,000+ students.

Cory Barbieri
President
509.344.4901
cory.barbieri@g-b.com

Katie Bohr
Commercial Broker
509.344.4906
katie.bohr@g-b.com

Ryan Oberg
Commercial Broker
509.990.8423
ryan.oberg@g-b.com

