

INDUSTRIAL FOR LEASE

3819 PACIFIC AVE SE, LACEY, WA



14,569 SF warehouse with 1,194 SF office available for lease

2 dock-doors

24' clear-height

Fiber internet

Close to I-5

Lease rate \$0.85 PSF, NNN (\$0.16 PSF)

Back warehouse electrical service has two panels:

1 - 277/480 volt 125 amp 3-phase

1 - 120/208 volt 125 amp 3-phase

Front (loading dock) service has two panels:

1 - 277/480 volt 125 amp 3-phase

1 - 120/208 volt 3-phase

AMY HARDING



360.705.1377

amy.harding@kidder.com

KIDDER.COM

This information supplied herein is from sources we deem reliable. It is provided without any representation, warranty, or guarantee, expressed or implied as to its accuracy. Prospective Buyer or Tenant should conduct an independent investigation and verification of all matters deemed to be material, including, but not limited to, statements of income and expenses. Consult your attorney, accountant, or other professional advisor.

km Kidder
Mathews

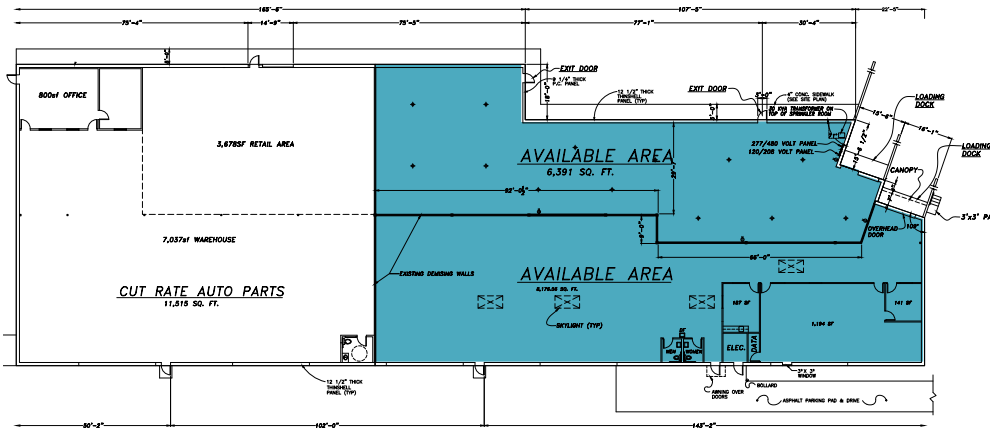


KIDDER.COM

This information supplied herein is from sources we deem reliable. It is provided without any representation, warranty, or guarantee, expressed or implied as to its accuracy. Prospective Buyer or Tenant should conduct an independent investigation and verification of all matters deemed to be material, including, but not limited to, statements of income and expenses. Consult your attorney, accountant, or other professional advisor.



3819 PACIFIC AVE SE



14,569 SF

AVAILABLE

1,194 SF

OFFICE

\$0.85

LEASE RATE (SF/YR/NNN)



KIDDER.COM

This information supplied herein is from sources we deem reliable. It is provided without any representation, warranty, or guarantee, expressed or implied as to its accuracy. Prospective Buyer or Tenant should conduct an independent investigation and verification of all matters deemed to be material, including, but not limited to, statements of income and expenses. Consult your attorney, accountant, or other professional advisor.

km Kidder Mathews