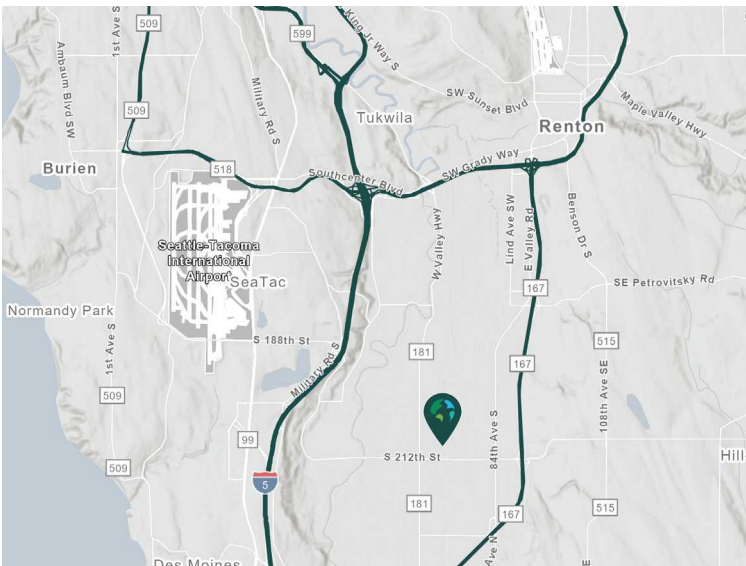


50,016 SF

**21108 72nd Avenue South
Kent, WA 98032**

Prologis Kent 16



- Located in the heart of the Kent Valley with proximity to Seattle, Bellevue and Tacoma.
- Convenient access to the Port of Tacoma, Port of Seattle and SeaTac Airport.

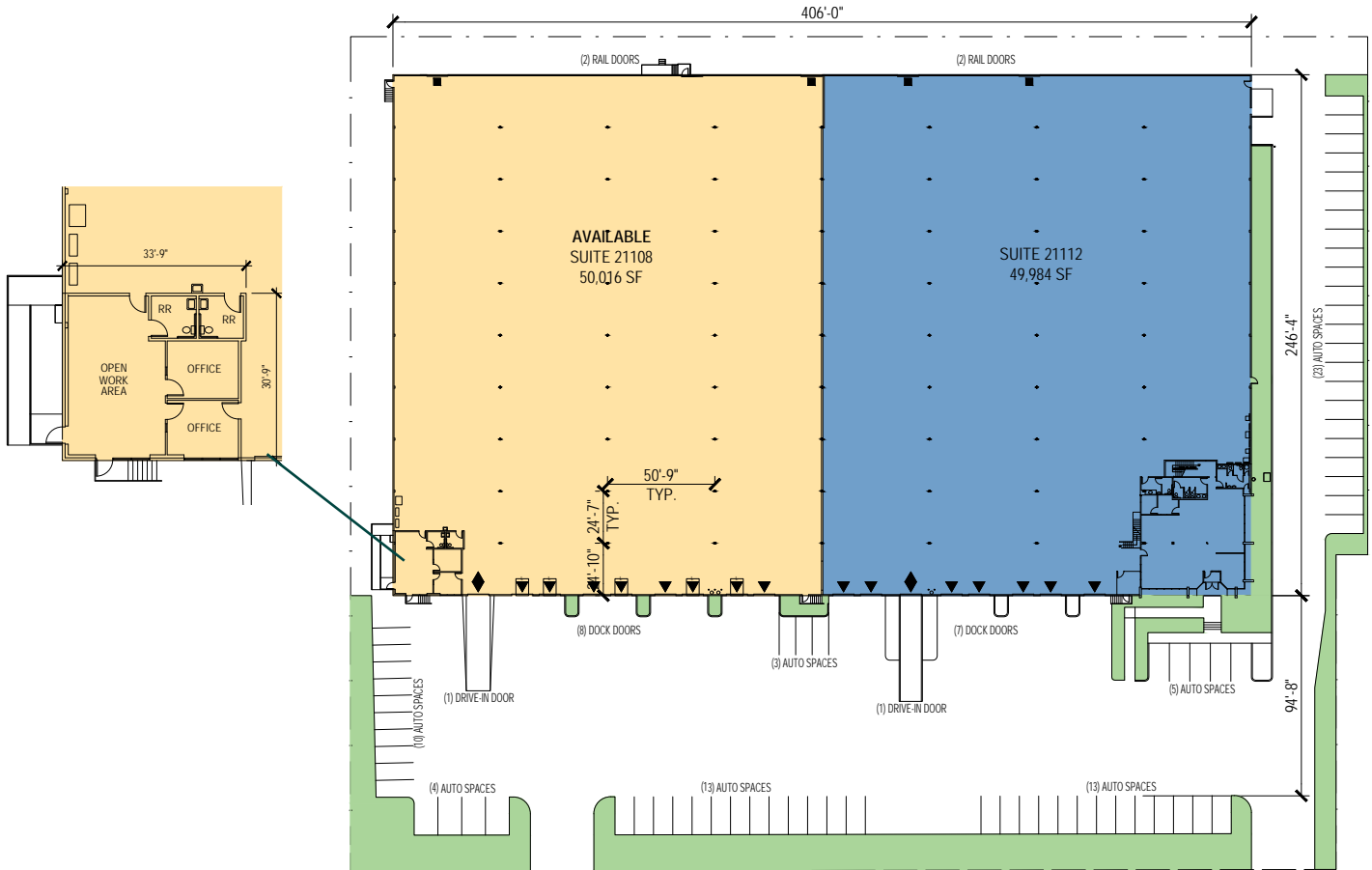
Property Features

| | |
|--------------------|-------------------|
| Available Space | 50,016 SF |
| Office SF | 1,023 SF* |
| Clear Height | 26' |
| Column Spacing | ±50'-9" X 24'-7" |
| Dock Doors | 8 |
| Drive-in Doors | 1 |
| Electrical Service | 277/480v amps |
| Sprinkler | Fully Sprinklered |
| Lighting | LED Motion Sensor |
| Available | 5/1/2026 |

*Ability to expand office to 2,462 SF



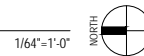
Unlock the full potential of your warehouse with one strategic, single-source partner.



LEGEND:

- ▼ DOCK DOOR
L = LEVELER
- ◆ DRIVE-IN DOOR
- RAIL DOOR
- AVAILABLE AREA
- LEASED AREA
- LAND

OVERALL PLAN



CBRE, Inc
 Andrew Stark
 andrew.stark@cbre.com
 ph +1 206 442 2746

CBRE, Inc
 Zac Snedeker
 zac.snedeker@cbre.com
 ph +1 206 442 2709

Prologis
 Lucca Merlino
 lmerlino@prologis.com
 ph +1 206 414 7621
 prologis.com