



THE MOUNTAIN VIEW BUILDING

*28,395 SF of High Image
Industrial Space in Mountain
View Business Center*

6202 ASSOCIATED BLVD, EVERETT, WA

THE MOUNTAIN VIEW BUILDING

MERRILL CREEK PKWY

SUBJECT
PROPERTY

INDUSTRY ST

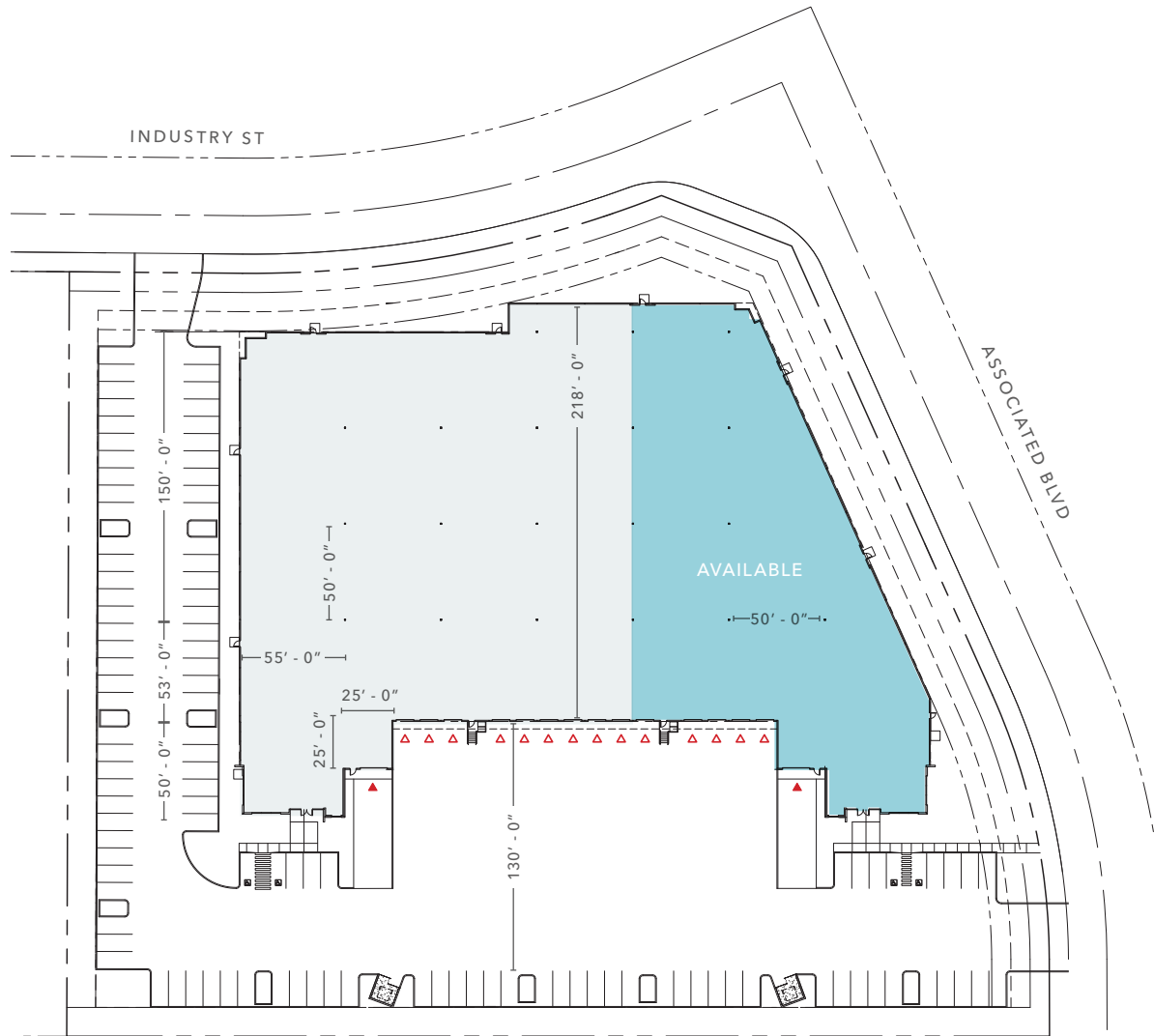
ASSOCIATED BLVD



AVAILABLE FOR LEASE

KIDDER MATHEWS

SITE PLAN



28,395 SF

AVAILABLE

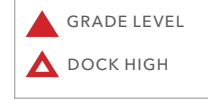
\$1.25/2.25

LEASE RATE (SF/YR)

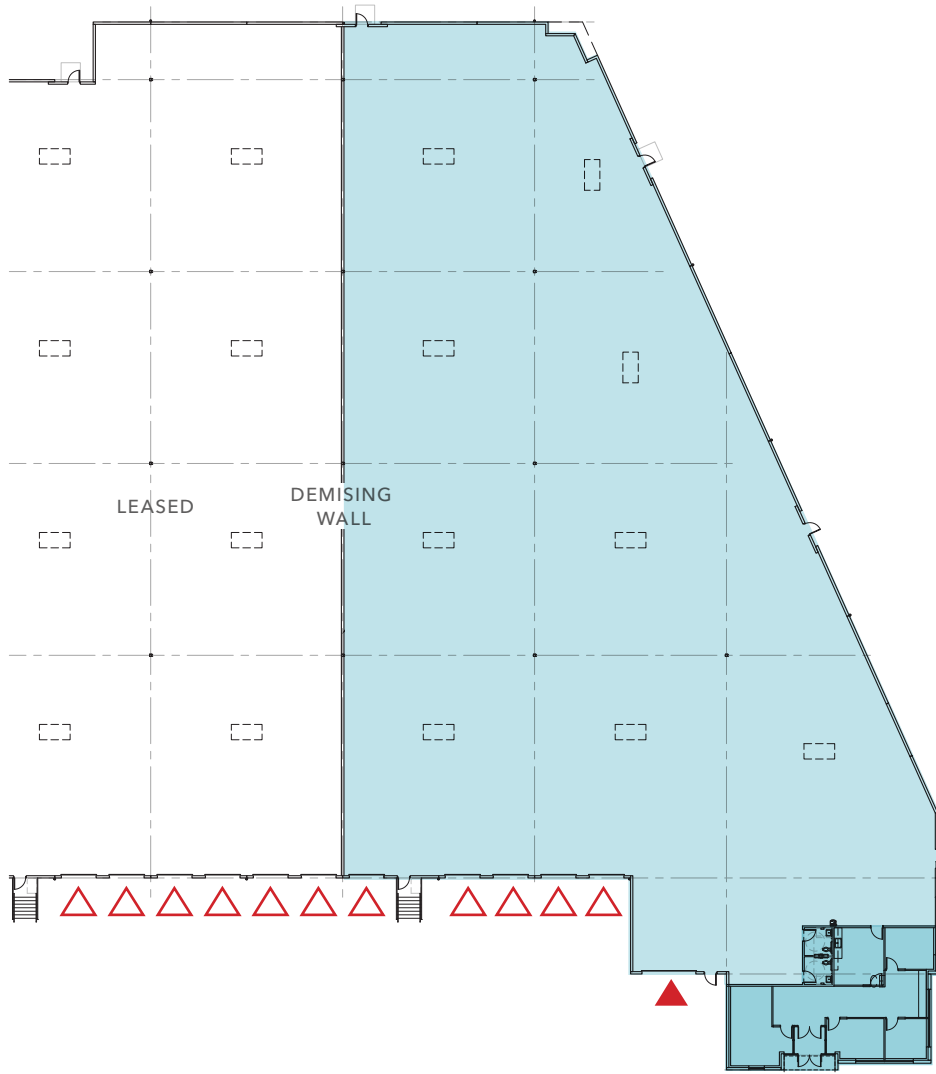
AUG 1, 2026

AVAILABLE

- New high-image tilt construction
- Class A warehouse
- 1,546 SF A/C office
- Located just East of Boeing facility



FLOOR PLAN



26,849 SF

WAREHOUSE

1,546 SF


OFFICE

\$1.25/2.25

LEASE RATE (SF/YR)

AUG 1, 2026


AVAILABLE



THE MOUNTAIN VIEW BUILDING



THE MOUNTAIN VIEW BUILDING





For more information, contact

MATTHEW P. HENN
206.890.7800
matt.henn@kidder.com

MATTHEW HAGEN, SIOR
425.283.5782
matt.hagen@kidder.com

KIDDER.COM

This information supplied herein is from sources we deem reliable. It is provided without any representation, warranty, or guarantee, expressed or implied as to its accuracy. Prospective Buyer or Tenant should conduct an independent investigation and verification of all matters deemed to be material, including, but not limited to, statements of income and expenses. Consult your attorney, accountant, or other professional advisor. All Kidder Mathews designs are the sole property of Kidder Mathews. Branded materials and layouts are not authorized for use by any other firm or person.

