

Mutual Life Building

1890

Suite 603 -
ground floor
2,336 SF
basement 6,291 SF

*Do not disturb tenant

605 1st Avenue,
Seattle, WA 98104








Welcome to an exceptional retail opportunity in the heart of Seattle's vibrant and historic Pioneer Square neighborhood.

Positioned on a highly visible corner at 1st Avenue and Yesler Way, this striking retail opportunity currently occupied by Magic Mouse Toys features expansive ground-floor windows that flood the space with natural light and create a strong street presence along two prominent frontages. An interior staircase connects the main level to a lower-level basement area, offering additional space well-suited for customer experience.

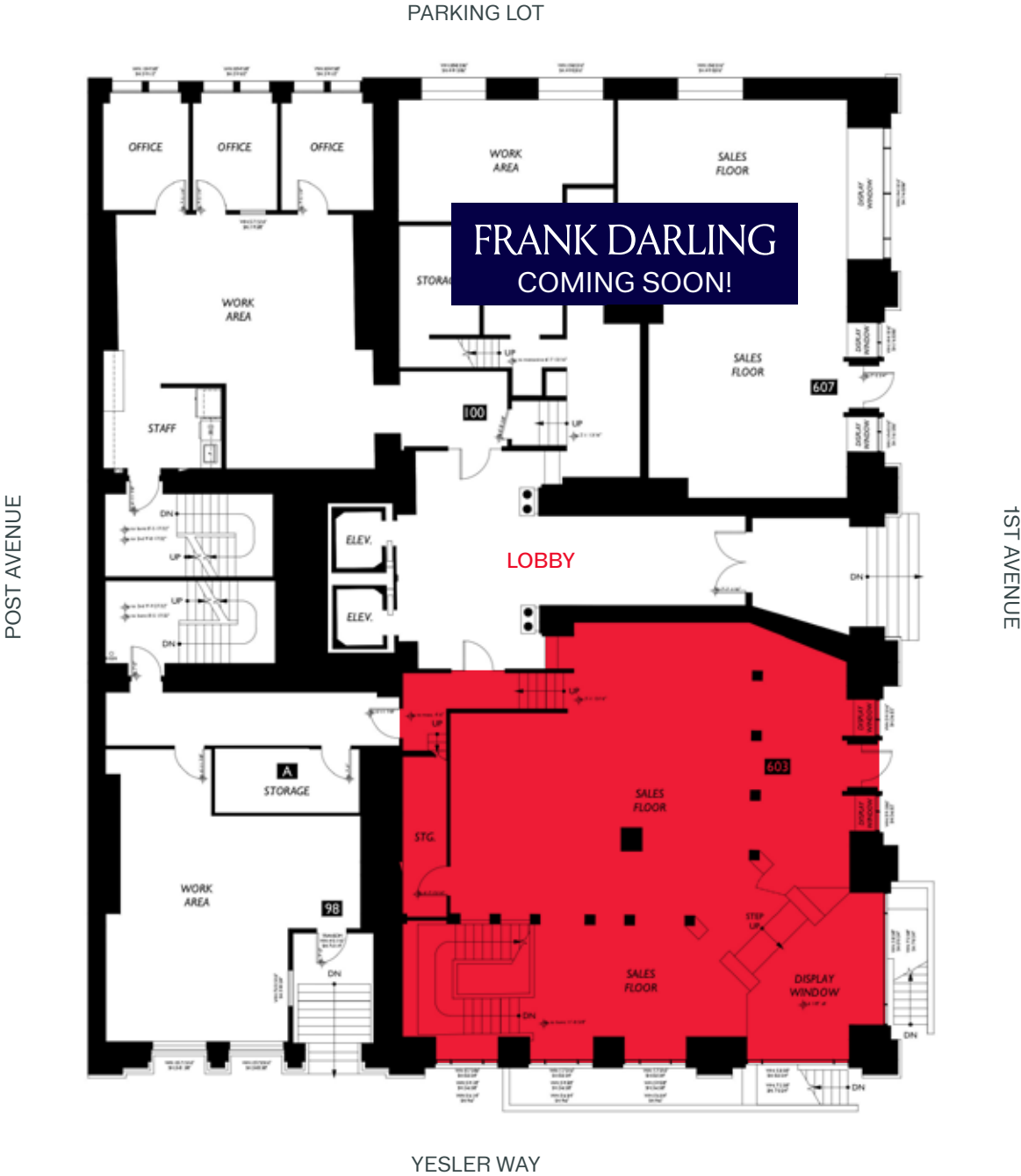
Located within the beautifully preserved **Mutual Life Building**, the space blends classic **Romanesque Revival** architecture with thoughtful modern updates, creating a distinctive environment ideal for boutique retail, gallery, showroom, or experiential concepts. The property is surrounded by thriving local businesses and dining destinations and sits just moments from the new **Seattle Waterfront**.

The location also benefits from ample surface-level parking directly next door, enhancing accessibility for customers. Adding to the retail momentum, **Frank Darling Jewelers** will be opening an adjacent storefront in Q1 2026, further elevating the destination appeal of this historic corner.




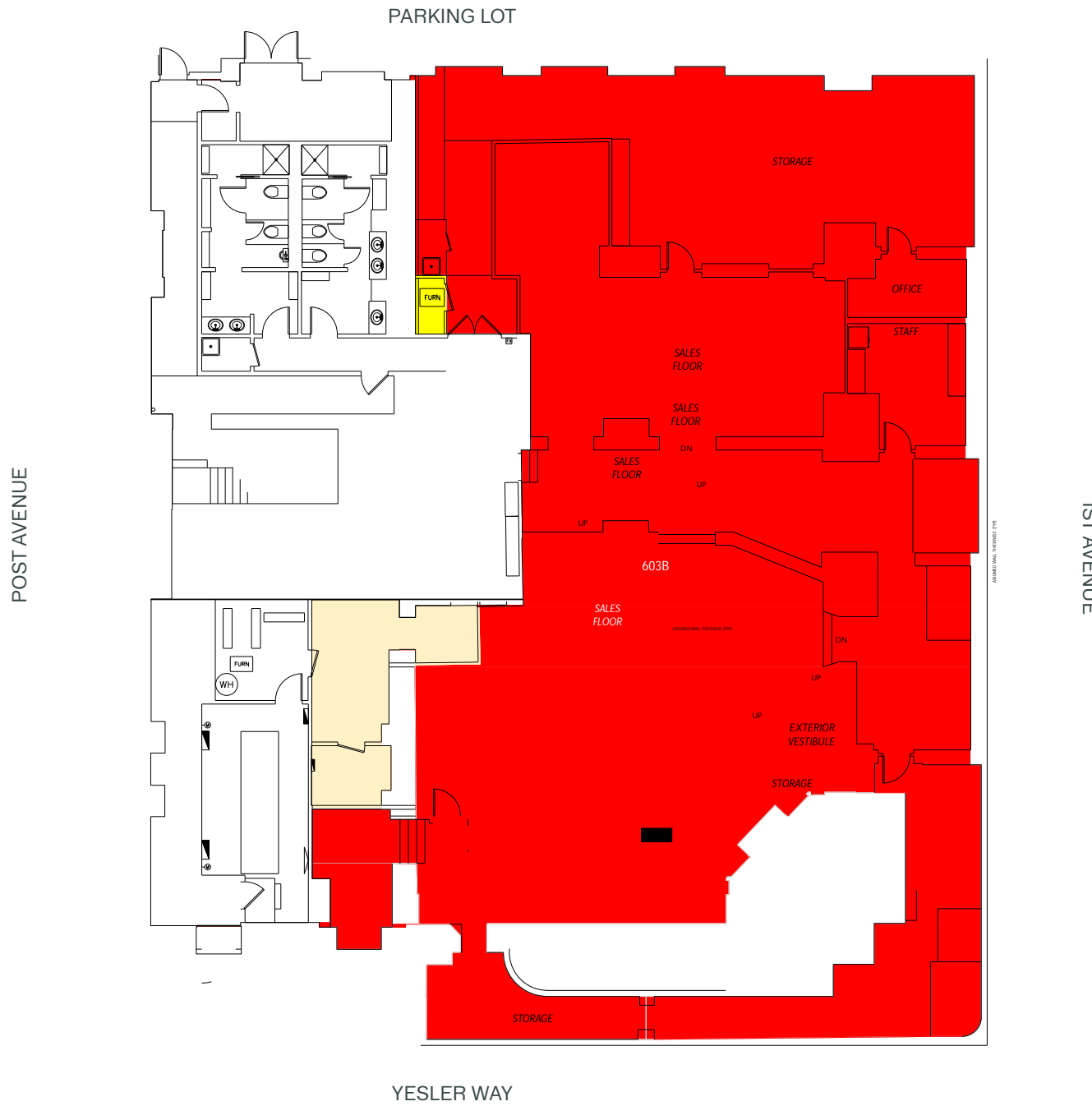
FLOOR PLAN

Suite 603 -
ground floor 2,336 SF



FLOOR PLAN

Suite 603 -
basement 6,291 SF



Demographics

AVERAGE HOUSEHOLD INCOME

- 1-Mile: \$112,630
- 2-Mile: \$125,580
- 5-Mile: \$135,280



TOTAL POPULATION

- 1-Mile: 50,782
- 2-Mile: 176,970
- 5-Mile: 493,296



TOTAL EMPLOYEES

- 1-Mile: 50,782
- 2-Mile: 176,970
- 5-Mile: 493,296



The Neighborhood

“The East/West Pedestrian Improvement Project will connect the core of Pioneer Square to the new waterfront by making it easier to walk, roll and cycle between these areas. Design improvements include curbsless streets to help calm traffic, wider sidewalks that accommodate cafes and other activations, and added greenery and native plants to improve the pedestrian experience.”

COMPLETED DECEMBER 2024





PIONEER SQUARE SEATTLE'S ORIGINAL NEIGHBORHOOD

605 1st Avenue, Seattle, WA 98104

WCCR | West Coast
Commercial
Realty

Blake Taylor

blake@wccommercialrealty.com
206 931 0525

Tiffini Connell

tiffini@wccommercialrealty.com
206 854 1925

Kara Farley

karaf@wccommercialrealty.com
682 351 8844

DISCLAIMER: The above information has been secured from sources believed to be reliable, however, no representations are made to its accuracy. Prospective tenants or buyers should consult their professional advisors and conduct their own independent investigation. Site plan and configuration are subject to change. Properties are subject to change in price and/or availability without notice. West Coast Commercial Realty, LLC



206 283 5212

wccommercialrealty.com