

the Standard



Available
For Lease

1012 FIRST AVENUE | SEATTLE, WA 98101

CBRE

Building Features



Brick + Beam
Building near Seattle's
Revitalized Waterfront



Secure Keycard Entry
to Building & Elevators



Bike Storage & Showers
Available for Tenants




Easy Access to
Highway-99, I-5
& Public Transit



Adjacent to Hotel 1000
with Valet Parking
Available










Within Walking Distance
to Numerous Coffee
Shops & Restaurants





Avalabilities

SUITE	±RSF	AVAILABILITY	VIEW FLOORPLAN	VIRTUAL TOUR
300	6,350	NOW		
400	6,378	NOW		
500	6,428	NOW		
600	6,221	NOW		

the Location

Excellent Mass
Transit options
Via Light Rail
Stations & the
Ferry Terminal



the
Standard

SEATTLE FERRY
TERMINAL



For more leasing information, contact us:

RILEY SHEPHARD

First Vice President

+1 425 462 6932

riley.shephard@cbre.com

KATIE NAGLE

Senior Associate

+1 206 292 6146

katie.nagle@cbre.com

CBRE, Inc.

1420 5th Avenue

Suite 3800

Seattle, WA 98101

CBRE

© 2026 CBRE, Inc. All rights reserved. This information has been obtained from sources believed reliable, but has not been verified for accuracy or completeness. You should conduct a careful, independent investigation of the property and verify all information. Any reliance on this information is solely at your own risk. CBRE and the CBRE logo are service marks of CBRE, Inc. All other marks displayed on this document are the property of their respective owners, and the use of such logos does not imply any affiliation with or endorsement of CBRE. Photos herein are the property of their respective owners. Use of these images without the express written consent of the owner is prohibited. 3.25.26 BSO