

FOR LEASE

8,200 SF ON 1.59 ACRES



6440 SOUTH 143RD STREET
TUKWILA, WASHINGTON

STAND-ALONE BUILDING
8,200 SF CROSS-DOCK, 1.59 ACRE SITE AVAILABLE

NAI Puget Sound
Properties

**CUSHMAN &
WAKEFIELD**

BUILDING HIGHLIGHTS

BUILDING ADDRESS

6440 South 143rd street
Tukwila, WA

SITE TOTAL

±8,200 SF | 1.59 Acres

WAREHOUSE SIZE

±4,630 SF

OFFICE SIZE

±3,610 SF

DOORS

20 Box Truck Height Dock Doors
1 Dock High Door
2 Grade Level Doors

CLEAR HEIGHT

15' clear height

ACCESSIBILITY

Great proximity to I-5, I-405
and SeaTac International Airport

AVAILABILITY

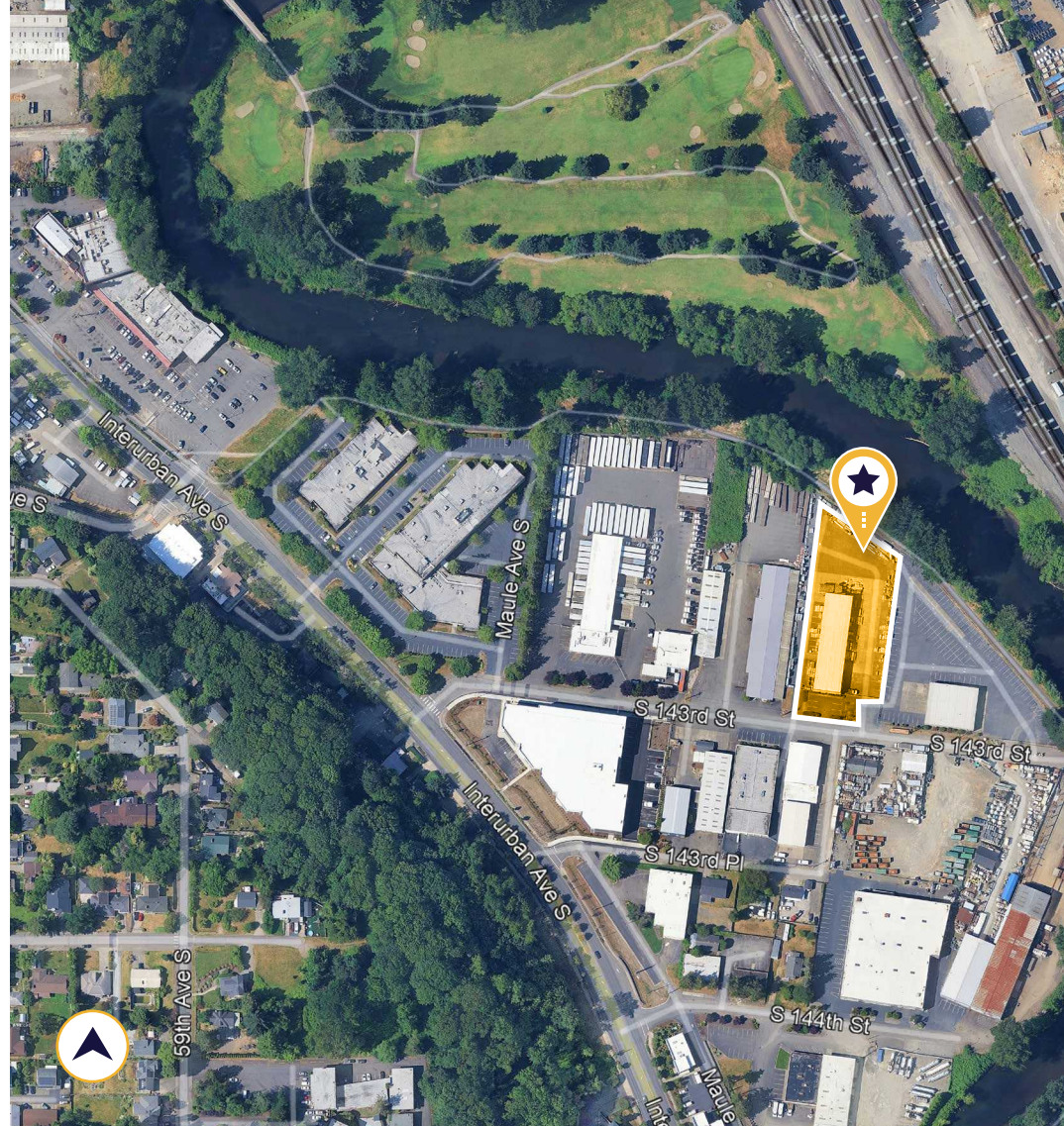
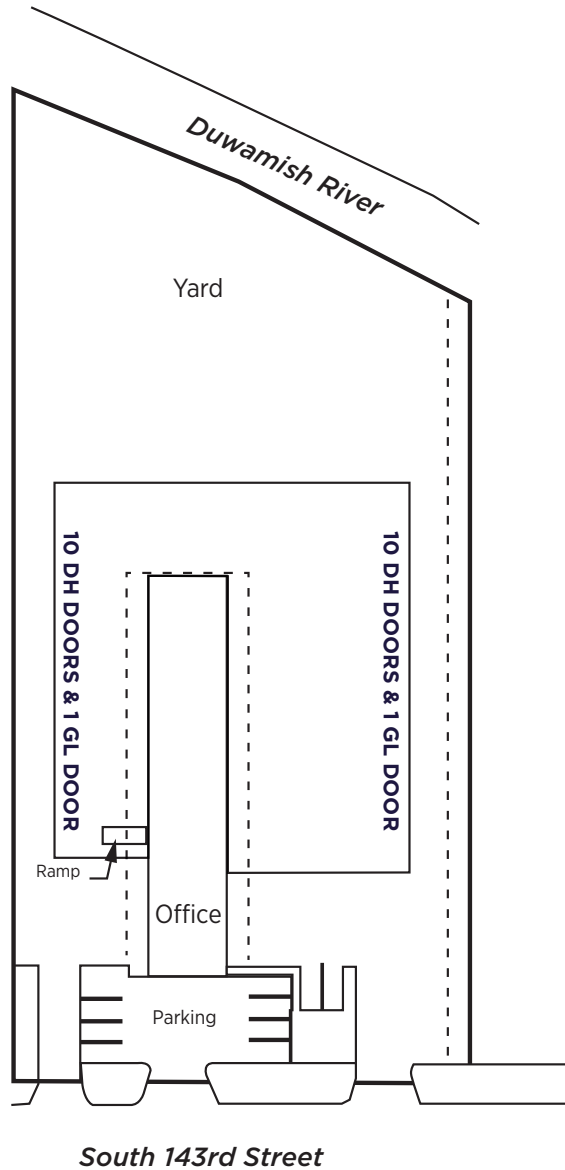
30 days' notice



6440 S. 143RD STREET | TUKWILA, WA

SITE PLAN

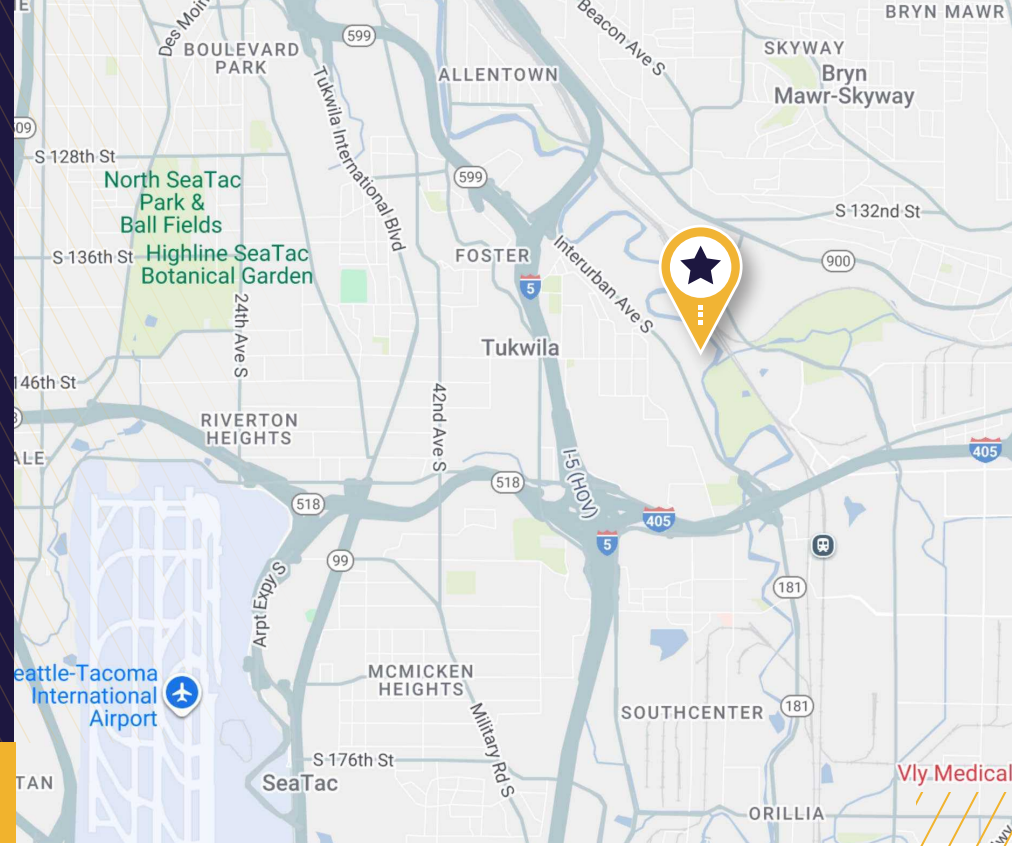
8,200 SF ON 1.59 AC



DRIVE DISTANCES TO/FROM 6440 S. 143RD STREET, TUKWILA, WA

I-5	2.5 miles
SR-167	3 miles
I-405	3.7 miles
SeaTac International Airport	5 miles
Downtown Seattle	12.5 miles
Downtown Bellevue	15 miles
Port of Seattle	9.5 miles
Port of Tacoma	23.1 miles

CONTACT INFORMATION



TOM WILSON

Senior Director
+1 425 201 1212
tom.wilson@cushwake.com

TAYLOR HUDSON

Senior Vice President
+1 425 586 5614
thudson@nai-psp.com

Cushman & Wakefield
[cushmanwakefield.com](https://www.cushmanwakefield.com)



©2026 Cushman & Wakefield. All rights reserved. The information contained in this communication is strictly confidential. This information has been obtained from sources believed to be reliable but has not been verified. NO WARRANTY OR REPRESENTATION, EXPRESS OR IMPLIED, IS MADE AS TO THE CONDITION OF THE PROPERTY (OR PROPERTIES) REFERENCED HEREIN OR AS TO THE ACCURACY OR COMPLETENESS OF THE INFORMATION CONTAINED HEREIN, AND SAME IS SUBMITTED SUBJECT TO ERRORS, OMISSIONS, CHANGE OF PRICE, RENTAL OR OTHER CONDITIONS, WITHDRAWAL WITHOUT NOTICE, AND TO ANY SPECIAL LISTING CONDITIONS IMPOSED BY THE PROPERTY OWNER(S). ANY PROJECTIONS, OPINIONS OR ESTIMATES ARE SUBJECT TO UNCERTAINTY AND DO NOT SIGNIFY CURRENT OR FUTURE PROPERTY PERFORMANCE.